Metric 2.2.3 - There are institutional provisions for catering to differential student needs; Appropriate learning exposures are provided to students

As an institutionalized activity in accordance with learner needs

Clarification Asked-

Relevant documents highlighting the activities to address the differential student needs • Reports with seal and signature of principal • Photographs with caption and date

Response-

1. Document for institutional provisions for catering to differential student needs is attached. (Appendix-I)

Appendix-I

Page No.
Date :

PRAJASATTAK B.Ed. COLLEGE, NAGPUR

NAI TALIM & COMMUNITY ENGAGEMENT PROJECT

TOPIC : YOGA, PRANAYAM & MEDITATION

SUBMITTED BY :

SUBMITTED TO :

2018-2019

PLACE : NAGPUR

DATE



INTRODUCTION:-

In ancient times, our Indian ancestors had discovered the way to lead life with full of happiness, peaceful mind, Healthy habits by doing Yoga, pranayama & meditation in their routine life. They have been successful in using them in their life. The technique of uniting mind with body is called Yoga. The method of producing prana. The positive energy within the body is called PRANAYAMA. The Ultimate way to attain relaxation from stress is called MEDITATION

OBJECTIVE :-

- To discover the scientific effect of yoga, pranayama & meditation in human (Homo sapiens)
- To implement the positive effect of yoga, pranayama & meditation, so as

(1) To cure health problems & genetic diseases.
(2) To improve the physical & mental conditions.
(3) To have peaceful & healthy mind.

METHODOLOGY :-

The information was updated based on the research guidelines SAY (Sahaja Astanga Yoga) Camps. Self experience, journal & survey conducted on the people after completing course of yoga, pranayama & meditation.



YOGA :-

This article is about a group of physical, mental & spiritual practices originating in ancient India. for other uses see Yoga

Yoga meaning of sanskrit for Yoking or "union" is a group of physical, mental and spiritual practices or disciplines that originated in ancient India. Yoga is one of the six orthodox philosophical schools of Hinduism. There are a broad variety of yoga schools, practices and goals in Hinduism, Buddhism and Jainism and there are four paths or types of Yoga. →

1. Karma Yoga
2. Kriya Yoga
3. Bhakti Yoga
4. Jnana Yoga

The Yoga sutras of patanjali date from the 2nd century DCE, and gain prominence in the [illegible] in the 20th century after being first introduced by Swami Vivekananda. Hatha Yoga texts began to [illegible] sometime betn the 9th & 11th century with origins in tantra.









Types of yoga :-

1) Kundalini Yoga :-

This practice great improves stability, mobility, strength & flexibility. kundalini yoga. for health. kundalini yoga is one of those mysterious yoga.

2). Ashtanga Vinyasa Yoga :-

Ashtanga Yoga was introduced to the world by Sri K pattabhi jois. There are three different "series" taught in Ashtanga. These are the primary "Series" taught in Ashtanga. These are the primary series

3) Hatha Yoga :-

Hatha yoga is the foundation for all yoga styles and refers to any practice that combines asana, pranayama, and meditation. Typically, these classes have









4) Iyengar yoga:-

Iyengar developed this meticulous type of yoga. This practice is all about balancing flexibility and strength through proper body alignment. Studios where its taught.

5) Vinyasa:-

Vinyasa - style yoga combines rhythmic breathing with a series of flowing postures for a vigorous mind-body workout. Since it links breath to movement.

6) Bikram yoga:-

Bikram yoga was created by Bikram Chaudhary. It is a specific and unchanging sequence of 26 poses that are done in a room heated to 105 degree.

7) Bhakti yoga:-

Bhakti yoga is practiced and shared in the uplifting music of kirtan vocalist & spiritual leader krishna Das





8) Hot Yoga

8) Aerial Yoga

10) Shivananda Yoga

11) karma Yoga

12) Yin Yoga

13) Anusara school of Hatha Yoga

14) pranayama

15) Asana

16) Asana

17) Yoga nidra

18) Jivamukti Yoga

19) kriya Yoga

20) Acroyoga

21) Forrest Yoga

22) Core power Yoga

23) Tree pose



Page No. 7
Date

Goals of Yoga

The ultimate goal of yoga is Moksha, although the exact form this takes depends on the philosophical or theological system with which it is conjugated.

In the classical Astanga Yoga system the ultimate goal of yoga practice is to achieve the state of samadhi and abide in that state as pure awareness.

* According to Jacobsen, yoga has five principal traditional meaning.

1) A disciplined method for attaining a goal
2) Techniques of controlling the body & the mind
3) A name of a school or system of philosophy
4) with practices such as "hatha-mantra" and Laya-tradition specializing in particular techniques of Yoga
5) The goal of yoga practices





Benefits of Yoga

(1) Increased Energy
(2) Reduced Stress
(3) Higher Confidence
(4) Improved flexibility
(5) Improved posture
(6) Increased focus
(7) Improve Breathing
(8) Increased morale
(9) Better Immunity
(10) Low Absenteeism
(11) More Creativity
(12) Improved Digestion
(13) Lesser Aggression
(14) Higher productivity.

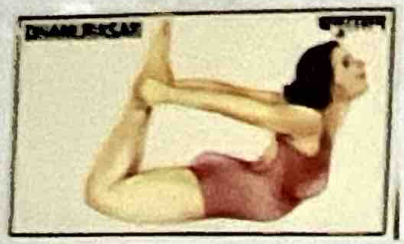



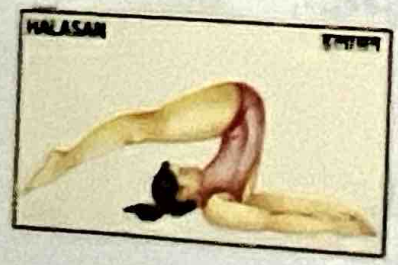

Pranayama's

Prana :- Energy

Ayama :- Control or restraint

So, pranayama is a technique to control direct and increase prana

Pranayama is the yogic practice of focussing on breath. Prana means "vital life force", and yama means to gain control. In Yoga, breath is associated with prana, the pranayama is a means to elevate the prana, ~~the~~ ; ~~pranayama it a means to~~ shakti or life energies. In texts like the Bhagavad Gita and the Yoga Sutras of patanjali & later in Hatha yoga texts, it meant the complete suspension of breathing.



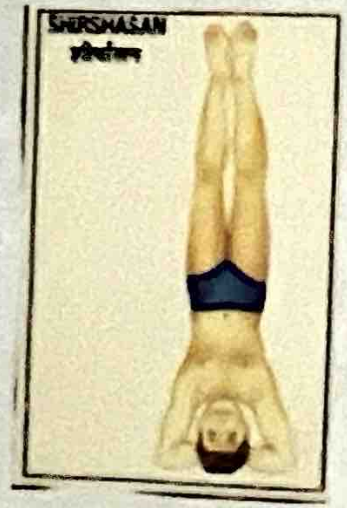

Types of Pranayama

- Breathing
  - Inhale (Puraka)
  - Retention (Kumbhaka)
  - Exhale (Rechak)
    - External Retention (Bahiranga kumbhak)
    - Internal Retention (Antaranga kumbhak)
      - With Conscious effort
        - Sahita pranayama
          - (1) Surya bhedi (Right nostril breathing)
          - (2) Ujjayi (victorious breathing)
          - (3) Sitkari (Hissing breath)
          - (4) Sitali (Cooling breath)
          - (5) Bhastrika (Bellows breathing)
          - (6) Bhramari (Humming Bee breath)
          - (7) Murcha (Swooning breath)
          - (8) Plavini (Floating breath)
    - Isolated Retention (Kevala kumbhak)
      - Without Conscious Effort





Benefits of Pranayama:-

Pranayama is the ancient practice of Controlling your breath. You Control the timing, duration, and frequency of every breath and hold. The goal of pranayam is to Correct your body and mind. It also supplies your body with oxygen while removing toxins. This is meant to provide healing physiological benefits

* Breathing Ratios used in pranayama

four stages of the breath

- Inhalation
- Internal retention
- Exhalation
- External retention

A value is given for each stage, so always four number. Normal breathing is 1:0:1:0





* Characteristics of pranayama :-

(1) Mostly in and out through the nose

(2) Spine upright

(3) Eyes usually closed - pratyahara

(4) mudra and bandha used

(5) Early morning or after asana

* Basic Rules for pranayam :-

(1) Environment should be clean fresh and peaceful
(2) The posture should be correct sitting on vajra or sukh asana
(3) Appropriate time is the early morning (one hour before and one hour after sunrise)
(4) Stomach should be kept empty
(5) Restrict negative thoughts
(6) keep your mind busy in creative works & be regular
(7) Relax after daily pranaya
(8) perform meditation with pranayam

Meditation

Introduction :-

Meditation is a way of changing our mental outlook of allowing the mind to rest naturally in whatever state we are presently in, to simply remain without feeling the need to abandon thoughts that may be confronting challenging or grasping onto thought that may be more alluring because it is in meditation, a person learns to focus attention. Some forms of meditation instruct the practitioner to become mindful of thoughts, feeling and sensations and to observe them in a nonjudgmental way. This practice is believed to result in a state of greater calmness and physical relaxation, and psychological balance.

* Types of Meditation :-

(1) Mindfulness meditation
(2) Spiritual meditation
(3) Focused meditation
(4) movement meditation
(5) Mantra meditation
(6) Transcendental meditation
(7) progressive meditation
(8) Loving - kindness meditation
(9) Visualization meditation.

Explaination :-

(1) Mindfulness meditation :-

Mindfulness meditation originate from Buddhist teaching and is the most popular meditation technique in the west.

In mindfulness meditation, you pay attention to your thoughts as

they pass through your mind. you don't judge the thoughts or become involve with them you simply observe and taken note of any pattern.

(4) Spiritual meditation:-

Spiritual meditation is used in Eastern religions, such as Hinduism and Daoism, and in Christian faith

It is similar to prayer in that you reflect on the silence around you and seek a deeper connection with your God or universe.

Essential oils are commonly used to heighten the spiritual experience popular option include

1. frankincense
2. myrrh
3. sage
4. cedar
5. sandalwood
6. palo santo

* The emotional benefits of meditation can include

(1) Gaining a new perspective on stressfull situations
(2) Building skills to manage your stress
(3) Increasing self - awareness
(4) focusing on the present.
(5) Reducing negative emotions
(6) Increasing imagination and Creativity.
(7) Increasing patience and tolerance.

Prajasattak B.Ed College.
Shrushti Misalkar.
II nd year

2019-2020



Topic : ..... Date : ..... Page : .....

EPC - I

Nai Talim & Community Engagement Project

* **Activities:**

1) Best out of waste.

2) Diwali lamp.

3) Flower bouquets.

4) Making Mask.

Page No.

INDEX

Date / /20

Sr. No.	Date	Subject	Pg. No.	Sign.
A)		Nai Talim & Community Engagement project		
1)		Introduction	1	
2)		Community engagement program	2	
3)		Gandhiji's Nai Talim	3-5	
4)		Characteristics of Nai Talim	6-8	
5)		Importance of Nai Talim.	9-10	
B)		Activities selected		
1)		Best out of waste.	11-15	
2)		Diwali lamp	16-20	
3)		Flower Bouquet.	21-25	
4)		Mask Making.	26-32	
C)		Report Writing on Study Tour.		

ATLAS

Introduction

The phrase Nai Talim is a combination of two words - Nai means 'New' and Talim - a Urdu word means 'Education'. In 1937, Gandhiji introduced the concept of Nai Talim in India. It aimed to achieve Gram Swaraj.

Nai Talim or basic education is a principle promoted by Mahatma Gandhi which states that knowledge and work are not separate. It is a holistic approach of developing body, mind and soul, by making a productive art, craft or community engagement activity as the centre of learning.

* Purpose:

The principal idea is to impart the whole education of the body, mind and soul through the handicraft that is taught to the children. Nai Talim or Basic Education, is a principle which states that knowledge and work not separate.

Shree Radha

★ Community Engagement Program ★

Community engagement is the process of working collaboratively with and through groups of people affiliated by geographic proximity, special interest or similar situations to address issues affecting the well-being of those people it is a powerful vehicle for bringing about enviornmental and behavioral changes.

'Community engagement' is therefore a strategic process with the specific purpose of working with identified groups of people, whether they are connected by geographic location, special interest or affiliation to identify & address issues affecting their well being.

The linking of the term 'community' to 'engagement' serves to broaden the scope, shifting the focus from the individual to the collective, with the associated implications for inclusiveness to ensure consideration is made of the diversity that exists within any community.

Community engagement can be complex and labor-intensive & require dedicated resources such as time, funding and people with the necessary skills.

Shree Radhe



Gandhiji's Nai Talim

"The principal idea is to impart the whole education of the body, mind and soul through the handicraft that is taught to the children."

- Mahatma Gandhi

Nai Talim or Basic Education, is a principle which states that knowledge & work are not separate Mahatma Gandhi promoted an educational curriculum with the same name based on this pedagogical principle.

It can be translated with the phrase "Basic education to all". However, the concept has several layers of meaning. It developed out of Gandhi's experience with the English educational system and with colonialism in general. In that system, he saw that Indian children would be alienated and 'career-based thinking' would become dominant. In addition, it embodied a series of negative outcomes : the disdain for

manual work, the development of a new elite class and the increasing problems of industrialization and urbanization.

The three pillars of Gandhi's pedagogy were its focus on the lifelong character of education, its social character and its form as a holistic process. For Gandhi, education is 'the moral development of a person', a process that is by definition 'lifelong'.

* Education:

Gandhi's model of education was directed toward his alternative vision of the social order: "Gandhi's basic education was, therefore, an embodiment of his perception of an ideal society consisting of small, self-reliant communities with his ideal citizen being an industrious, self-respecting and generous individual living in a small co-operative community. Nai Talim also envisaged a different role for the new teacher, not simply as a professional constrained by curricula and abstract standards, but rather as a person relating directly to the student in the form of a dialogue: "A teacher who establishes

Shree Radhe

rapport with the taught, becomes one with them, learns more from them than he teaches them. He who learns nothing from his disciples is, in my opinion, worthless. Whenever I talk with someone I learn from him. I take from him more than I give him. In this way, a true teacher regards himself as a student of his students. If you will teach your pupils with this attitude, you will benefit much from them."

Gandhi's disciple, Vinoba Bhave, developed the idea further as a means of social transformation: "The crux of Nai Talim lay in overcoming distinctions between learning and teaching and knowledge & work. Vinoba discussed the need to redefine the relationship between teacher & student. "They must each regard the other as a fellow worker..." Instead, the 'teacher' was to be skilled in a kala/hunar. The student was to live, work and grow with the teacher and his/her family. In this process she/he would learn the kala/hunar - the skill as part of a way of life, code of ethics, web of relationships, etc. Finally, Buniyadi shiksha was conceived as a response to one of the main dialectics of modernity as Gandhi saw it -- the dialectic between human being & 'machine' or technology.



Characteristics of Nai Talim

In Nai Talim, all crafts were considered equal. Thus, dignity to labour was given. While expressing his views on education, he clearly made distinction between education & learning, knowledge and wisdom, literacy & lesse- of life. He opined that literacy in itself no education.

Education through a Handicraft:

The chief aim of Basic educa- on was to make a student self-reliant by enab- him to use his acquired knowledge and skill practical affairs of life.

So in the Basic Education Scheme attempt has been made to establish an direct relationship between knowledge and life.

Ideal Citizenship:

It has been an aim of Basic educat- on to develop the traits of ideal citizenship in the child in order that he may fulfill

Shree Radha

his duties to the nation & society in the long run.

Therefore, under the Basic Education Scheme provision has been made to educate the child into the responsibilities & rights of an ideal citizen in an organised manner.

3) The ideal of Self-reliance :

This ideal has aroused some controversy amongst the educationists of the country. But this controversy has been misplaced and misconstrued. At the smart Mahatma Gandhi realised that education was suffering from want of money.

So the criticism against the Basic Education Scheme that it wants to make education self-dependent through children producing saleable articles holds no water, now.

4) The Child - The centre of Education :

Under the Basic Education is to promote the full development of personality & the handicraft is to be used as a powerful means to further it.

This medium is useful as well a interesting to children.

Shree Radha

5) Full and Systematic knowledge:

Under the Basic Education Scheme knowledge is given in an organised and systematic manner. Nothing is imposed on the child against his wishes.

Spinning and Weaving under the Basic Education Scheme is just a medium. The child is taught the measure of sun & water required for cotton.

6) Flexible Curriculum & Free atmosphere:

The flexibility of the curriculum & the free atmosphere for the child to perform according to his own capacity are other remarkable features of Basic Education.

Necessary changes may be introduced in the curriculum if a situation so demands. Thus whatever the child learns according to his interest & capacity is permanently remembered by him.

The teacher is also free to organise the necessary atmosphere for the development of the child, as he is under no compulsion to complete a prescribed course of study.

Shree Radhe

Importance of Nai Talim

Gandhiji conceived Nai Talim as a 'Craft based' Education. It focused on practical skills. He believed that this education will lead towards development of people - spiritual, cultural & social. Literacy along with other subjects can be taught through this method.

Nai Talim elaborate the all aspects of a child creativity. It values the dignity of an individual. It is a combination of manual and intellectual work which shows the power of hard work. Nai Talim have a democratic format like education for all, equality, cooperation etc.

Nai Talim is an educational system that draws out the best in child and man. It takes care of all the problems relating to his body, mind & spirit. It is a system of education for life, through life & throughout life. It was universal education, free for all and free from the control of the Government & others.

The principal idea is to impart the whole education of the body, mind &

Shree Radhe

soul through the handicraft that is taught to the children. Nai Talim or basic education is a principle which states that knowledge & work are not separate.

If you will teach your pupils with this attitude, you will benefit much from them. Gandhi's disciple, Vinoba Bhave, developed the idea further as a means of social transformation: "The Crux of Nai Talim lay in overcoming distinctions between learning & teaching and knowledge and work.

Nai Talim also envisaged a different role for the new teacher, not simply as a professional constrained by curricula and abstract standards, but rather as a person relating directly to the student in the form of a dialogue: "A teacher who establishes rapport with the taught, becomes one with them, learns more from them...

Nai Talim helps the students to become self-reliant and think the importance and realisation about child labour i.e. only a child work not labour, that means child should understand the dignity of labour, equal work for all there is no any gender discrimination.

Shree Radhe

Activities Selected :





Best out of Waste

Introduction :

The concept of "best out of waste" is one of the most effective ways to reduce the amount of waste generated by humans. The idea behind this concept is to use materials that would otherwise be thrown away and transform them into something new and useful It is a simple yet effective way to promote sustainable living and reduce waste.

One of the best things about "best out of waste" is that it encourages creativity and innovation. It challenges individuals to think outside the box and come up with new and innovative ways to use materials that would otherwise be considered useless. This can be particularly beneficial for children as it helps them to develop their creative and problem solving skills.

The "best out of waste" concept can be applied to a wide range of materials, including paper, plastic, wood and metal. For example, old newspapers can be used to make paper sculpt

Material required :

chocolate boxes, scissors, glue sticks, candle, matchsticks, pistachios shells, hard paper pad for base, etc.

Procedure of making :

Firstly pick the boxes of chocolates & cut it into the level.

Then put the paper pad on base & then stick the boxes on it by glue stick.

There are 10 boxes to make pen stand.

The one box is made up of 4 boxes.

Then stick the pistachios shells on the boxes to beautification of the pen stand.

Stick it all over by glue stick.

The colour it by stretchpen to increase the beauty of pen stand.

After sticking shells of pistachios, make 2 holes from backside of boxes.





9) After that hang it on the wall or put it on the table.

10) We can use both side.

11) After hanging or putting it on the table

12) We can fill the pens, pencils, scale, etc. in it

13) That is, the best out of waste is made up of the waste chocolate boxes into the "pen stand."

Educational & social importance of Activities.

Educational Importance:

To develop the ability to think & organize the thinking to create something useful. To indulge the students into a extracurricular activity with exclusive tool i.e. waste material To explore the enviornmental concepts and actions which are beyond the curriculum & syllabus. Students learned how they can use waste materials to make the useful product by creative and design thinking.

Social Importance:

This reduces enviornmental pollution & helps to protect natural resources. Best out of waste ideas for school projects can encourage creativity and innovation, as kids are challenged to come up with creative ways to turn the waste materials into something useful. The appropriate disposal & sorting of recyclables, such as paper, glass, plastic and aluminium can help create a cleaner world & help people become more enviornmentally conscious.

Shree Radha

Evaluation:

OUTCOME OF THE ACTIVITIES TAKEN UP

* Optimum use of waste material
* Neatness
* Number of item used.
* Creativity
* Presentation.

Monitoring & evaluation helps develop on understanding of how a scheme or communications campaigns is performing & may identify opportunities for improvement.

Conclusion:

Recycling and reusing the valuable waste material can result in development of fantastic & usable products. Rather than putting these waste materials into the landfills, various innovative & creative ideas can be put together to being something new & useful!

It is important to cut down the waste that contributes to the landfills. If we all practise recycling & upcycling in our day-to-day life, hopefully we can reduce the need for new landfills.

Shree Radhe





Diwali Lamp

Introduction:

Diwali or Dipawali is India's biggest and most important holiday of the year. The festival gets its name from the row of clay lamps that Indians light outside their homes to symbolize the inner light that protects from spiritual darkness.

The warm, bright glow emitted from a diya is considered auspicious, regarded to represent enlightenment, prosperity, knowledge and wisdom. Diyas represent the triumph of light over dark, good over evil with the most notable example of this being on the day of Diwali.

Diwali is often called the "festival of lights" & is celebrated by lighting lamps and bursting crackers and fireworks.

Lamps are a significant part of Indian culture and tradition and valued at homes and temples as part of ritualistic worship. It is identified as 'deepam' in southan & & 'diya' in northern India. They are also used in various festivals & performances.



Material required :

Paper cups , double side tape, scissor, measuring tape, pen, pencil, craft glue, craft knife, mirror, light lamp

Procedure of making :

1) Firstly remove the rim of the cup
2) Measure the top circumference, it is then divide it by 15 = 1.5cm.
3) Mark on every 1.5 cm
4) Tape around the base along the circle
5) Use the sealed line as reference, cut straight lines for each marking.
6) stop at the tape.
7) Frequently, check on the straightness of cuts.
8) Next, trim each strips at 3mm on both sides
9) Cut with an angle to the middle.
10) Peel off the tape cover
11) Use a cylindrical pen to curl each strip.
12) Attach the end firmly on the tape.
13) Here are the 12 units made.
14) To further secure the attachment of the strip, apply glue on top.
15) Wait for them to dry, cut 0.7 cm tape.
16) Attach it just under the middle of a strip
17) Attach tape on 1 of 3 strips

Clever Buddy



Page No. 18 Date / /

(5 pieces for each flower)

3) Assemble the lampshade by matching the tape.

4) Before close up the lamp, let prepare the light source.
Using low energy led (5W) bulb.

5) Install the bulb in the last cup to shield from the glare.

6) Close up the lampshade.

7) Use a small length of wire to narrow the opening.

8) Decorate it by mirrors & star sparkle, etc.

9) Then hang it on the wall outside the house. Plug the pin in socked, press button for result.

10) Here is the "paper cup flower lantern"

Educational & Social importance of Activities.

Educational Importance:

Your child will get to stretch their imagination when planning the design of their lanterns. It requires good judgement skills to measure the strips for cutting and to make the lantern handle. They'll also need good manual skills to paint & decorate the finished paper lanterns. Having access to a reliable lighting source increases the amount of study hours that children have to complete their school work.

Social Importance:

Lanterns play an important role in social events and religious festivities. They light the way for guests, including the souls of the ancestors. The souls of ancestors are thought to visit their family at the occasion of the New year's festival. Traditional lanterns are commonly used to commemorate cultural & spiritual celebrations around the world. Throughout Asia, lanterns have been used to commemorate cultural & spiritual celebrations for centuries.

Shree Radhe

Evaluation :

The paper reports a survey of the lantern test they have been or are in used to evaluate the colour vision of the people. who wish to enter occupation that require the ability to recognise colour, signal light reliably. Reliably the origin of each lantern is traced & the principle features of each are described the available data concerning, failure rate of normals, the failure rate of people with defective colour vision & the extent to which scores on lanterns test.

Conclusion :

For we conclude that, lantern is more inaccurate than colour vision. When evaluating the rank performance, lanterns achieve correlations within colour vision. For the single view use case, our original conclusion that lantern's inaccuracy is roughly equals to the inaccuracy introduce by expected variance seems to hold. Project lantern is an ongoing effort reduce the runtime of lantern test of colour vision & improve audit quality by modelling page activity & stimulating browser execution.

Shree Radhe



Page No. 11 Date / /20

Flower Bouquets

Introduction:

"To communicate emotions"

Whether its love, joy, affection, appreciation, sympathy, romance or apologies; flower giving communicates the deepest feelings in the most elegant manner. It's been said that no tradition is as effective in communicating human emotions as gifting flowers or bouquets is.

One of the best things about receiving flowers is the immediate happiness you feel. Even as the giver, the feelings of joy and satisfactions are invaluable. Giving flowers creates an instant smile on someone's face, making them feel loved, less lonely and less anxious.

Flowers are also an easy gift to send when you're not quite sure of what to purchase. So when you don't know what the receiver likes, you can try to do some research to see what colour they like or what type of flowers they would like & that would suit to her liking!

Shiva Reddy

Date / /20

Material required:

Craft paper, scissor, glue, thin stick, perfume for fragrance, etc.

Procedure of making:

1) Firstly take A4 size craft papers.

2) Fold it from middle & then tear it by scissors.

3) Then take a thin stick & wrap it by craft paper.

4) After that as we tear the craft paper from middle, then make it small-small sections from scissors.

5) After that open the fold & round it on the stick.

6) Then take another craft paper for making petals & sepals.

7) Then take large craft paper for making bouquet.

Shiva Reddy



8) Pick up the flowers & put it under the craft paper.

9) After that wrap the flowers under craft paper.

10) & lastly we can spray perfumes for fragrancy flowers.

11) Finally the "Flower Bouquets" is ready from the craft papers.

Educational and social importance of Activities.

Educational Importance:

Keen concentration and sharp memory are important to academic success. Evidence compiled about people who include fresh flowers in their living enviornments indicates that they have better concentration & memory as a cohort than do individuals who do not take advantage of fresh-cut blooms in this manner. As a result, it helps to improve brain productivity & helps students in their class.

Social Importance:

"Importance of Floriculture"

Flowers are also offered as birthday presents, wedding gifts or while treating sick patients as well as at funerals. Devotees usually sell flowers at temples, gurudwaras, churches and mosques. Flowers may also be used as a decorative element. Flowers have long been recognised as a sign of beauty & sophistication as well as a visual feast. They're worth at all holy festivals.

Shri Radha

Evaluation :

When you select flowers for an exhibit, remember that a judge will evaluate the stem & foliage, the flower, the arrangement. & uniformity of the flowers.

1) Leaves should be bright green or characteristic of the flower exhibited.

2) Marking on varigated foliage should be relatively uniform. A collection of flowers in a creative arrangements.

Conclusion :

A beautiful flower bouquet is more than just a collection of flowers; it is an expression of emotion, a work of art and a symbol of beauty & positivity.

Whether for a special occassion or just because a well crafted bouquet can bring joy & happiness to anyone who receives it. Flowers are significant throughout everyday life. When there are no blossoms, the magnificence of the nursery will be inadequate. Blossoms ought to never be broken futile.

Shree Radhe





Making Mask

Introduction :

They prevent Presymtomatic Spread. Preventing others from getting sick. In other words, you could be carrying the virus in your body before you get any symptoms of it - or you may have the virus but never get symptoms, in which case, you would be asymptomatic.

Hospital & medical center staff wear face masks to prevent the spread of disease. This post will highlight why wearing a face mask is so important & how to wear a face mask in your medical setting.

* Why wear a face mask ?

Wearing a face mask will help prevent the spread of infection & prevent the individual from contracting any airborne infectious germs. When someone coughs, talks, sneezes they could realese germs into the air that may infect others nearby. Face masks are part of an infection control





strategy to eliminate cross contamination.

★ How should your face mask be worn?

1) Always wash your hands with soap & water before touching the face mask.

2) Remove mask from the dispenser or box & make sure the masks do not have any holes or tears.

3) Make sure you determine which side is the top & which is the front of the mask, so you can properly wear the mask.

4) Face masks with ear loops: hold by the ear loops & put the loops around each ear.

5) Face masks with ties: bring mask to your nose & place the ties over your head to secure with a tie.

6) Face masks with bonds: hold mask to your nose & pull the top strap over the crown of your head & pull the bottom strap over your head so its at the nape of your neck.

7) Pull the mask over your mouth and chin.



Material required :

Blouse piece, elastic band, scissors, thread, tailor machine, etc, chalk, ruler, etc.

Procedure of making :

1) Firstly take blouse piece fold it
2) Cut your fabric into two 9 x 6 inch rectangles. place them on top of each other.
3) On the top of the 9-inch side, pin or mark a 2-inch opening in the center of the top edge of the 9-inch side, between the 3.5 & 5.5 inch points, along the top edge. Then, sew the edges on either side of where you pinned or marked the opening. You'll need that 2-inch opening to turn the mask right side out.
4) Sew the other three sides of the mask shut, too.
5) Turn the mask right side out through the 2 inch opening you left on the top. Then press the mask with an iron to get rid of wrinkles.
6) Line your ruler up vertically along the 6 inch side of the mask. Starting at the 1.5 inch line, pin where you'll sew your pleats

down the side. These pleats help the mask stretch

Pin again at the 2-, 3-, 3.5-, 4.5- & 5-inch lines.

7) Bring the pin at the 1.5-inch line down to the 2-inch line & voila, you've made a pleat!

Repeat with the 3-inch to the 3.5-inch & the 4.5-inch to the 5-inch line. Pin your new pleats & repeat on the other side.

8) Sew the sides of your mask up so the pleats are laid flat.

Mask make ties -

1) Cut four strips of fabric, 2 inches wide by 16 inches long.

2) fold them in half lengthwise.

3) Turn them under 1/4 inch on the long side.

4) Iron them in place, then stich the long side shut.

5) Pin each tie to a corner of the mask.

6) Sew around the perimeter of the mask once more so the ties are attached --- & how you've completed your mask.

Date / /20

Educational and social importance of Activities

Educational importance:

Face masks can prevent the spread of many viruses, in particular as this spread can occur from people with no symptoms. The benefits & burdens of face masks in schools should be seriously considered & made obvious and clear to teachers & students. The schools specific situation must also in form any decision regarding face mask use.

Social Importance:

The same people who don't have access to PPE or sanitation are forced to sit shoulder-to-shoulder, tirelessly creating face masks to protect everyone else and curb the spread of the virus. Masking may disguise emotions considered socially inappropriate within a situational context, such as anger, jealousy or rage. It can also be referred to as passing or camouflaging. For e.g., if we are insecure, we might hide behind the mask of name dropping.

Shree Radha

Evaluation :

Pandemic scenarios like the current Corona Outbreak show the vulnerability of both globalized markets & just-in-time production processes for urgent medical equipment. Even usually cheap personal protection equipment becomes excessively expensive or is not deliverable at all. To avoid dangerous situations especially to medical professionals, but also to affected patients, 3D-printer & maker-communities have teamed up to develop & print shields, masks & adapters to help the medical personnel.

Conclusion :

Wearing face masks is recommended as part of personal protective equipment & as a public health measure to prevent the spread of coronavirus disease 2019 (COVID-19) pandemic. Their use, however, is deeply connected to social & cultural practices & has acquired a variety of personal & social meanings.

Surgical masks are disposable devices that cover the mouth & nose during medical procedures. They prevent the spread of infection between sick & well persons.

Shree Radhe

Date _____ Page _____

Topic _____

Community Engagement : Report Writing

On Study Tour







Date / /20

Today, India is still developing country. The nations which are developed have already realized the importance of Indian Culture. But we ourselves are not focused towards our culture & running away from it in this competitive world. Realizing this, with a vision to rediscover the roots, Students of Laxminarayan Institute of Technology, Nagpur organized an educational trip to "Gau Vigyan Anusandhan Kendra", Deolapar on 2nd October 2013 (Gandhi Jayanti).

Gau Vigyan Anusandhan kendra, literally Cow-Science research center, is a research institute located in the town of Deolapar near the city of Nagpur in India. The institution focuses on research & development on the role of Cow & its progeny in human life cycle. In Specific, the institute majorly develops medicines & eco-friendly fertilizers from cow products such as dung, urine & milk. Through these means the institute also promotes protection of cow in India.

In summary objective of this project:

1) Integrated cycle of cow products & its backward -forward linkages for income & employment







Date / /20

generation in rural areas.

2) Generation of biogas for cooking, lighting & electricity generation to achieve self efficiency in energy demand.

3) Organic farming using digested slurry & producing other organic mixtures & cow urine based pesticides.

4) Cultivation of medicinal & herbal plants for local health care system. The development through this project can be estimated from the phase when soil testing of Deolapar land was negative & water level was low. After the establishment of this Anusandhan kendra, the productivity, absorption capacity & fertility of soil is increased & also water level was low. After the increased. The nutritional values of these crops are also positive. Both qualitative & quantitative requirement is increased. These all can't be achieved by synthetic means.

As an engineer we must understand our role in order to protect our mother earth from future destruction. We should find out various renewable sources &







Focus on energy conservation. Institute such as NEERI are supporting such projects right from beginning in a very positive way. We should come down to earth again.

Hence under the guidance of Prof. T.B. Chabande Director-in-charge & encouraging teaching staff realized the significance & students conducted the educational trip. All the students departed in morning from institute campus through bus. At Kendra, Jurnal Sir welcomed all. He told students importance of cow that is given in our Vedas which are full scientific with proof. Only the difference is of language otherwise all inventions are already done, today we are just reinventing them by changing the language & way of presentation.

Through this educational trip students learned the frame work of the prakalp first & overlooked various processes that are carried there. They mainly focused on how the Prakalp can be converted to large scale for mass production. Encouraging students to do research in this field under standing the basic application of the chemical engineering knowledge in these productions.







were the basic motive of the educational trip.

The trip was successfully concluded with visit to organic farms over there, enlightening the minds of young students to think of chemicals in greener terms, thus developing technologies in sustainable way improving production with lesser ill effects.

Student volunteers from ISSAC, a student committee of college have taken great efforts in organising the educational trip. LTT management encourages students for such activities to benefit them in addition to Academic pursuit. The institute expresses its gratitude to "Gram Vigam Anusandhan Kendra" for its contribution in enlightening the students.

Prajasattak B.Ed College, Nagpur

Session :- 2020-21

Name :- Pallavi S. Bende

Class :- B.Ed 2nd year

Subject :- EPC-I- Nai Talim and Community Engagement project

Topic :- 1) Biogas

2) Rain Water Harvesting (Water Conservation)



Topic :- Biogas



Submitted by :- Pallavi D. Bende

Page No. :
Date :

Sr. No	Index	Page no.
		1 - 2
1)	Introduction	
		3-
2)	Production :- * Natural * Industrial	
3)	Biogas Plants :- Information	
4)	Key records	
5)	Dangers	
6)	Landfill gas	
7)	Composition	
8)	Contaiminants	
9)	Benefits of manure derived biogas.	
10)	Application	
11)	Biogas in transport	
12)	Biogas generated heat / electricity.	

Introduction :-

Biogas is the mixture of gases produced by the breakdown of organic matter in the absence of oxygen (anaerobically), primarily consisting of methane and carbon dioxide. Biogas can be produced can such as agricultural waste, manure, municipal waste, plant material, sewage, green waste or food waste. Biogas is a renewable energy source.

Biogas is produced by anaerobic organisms, which which digest material inside a closed system, or fermentation of biodegradable materials. This closed system is called an anaerobic digester, biodigester or a bioreactor.

Biogas is primarily methane (CH_4) and carbon dioxide (CO_2) and may have small amounts of hydrogen sulfide (H_2S), moisture and siloxanes. The gases methane, hydrogen, and carbon dioxide can be combusted or oxidized with oxygen. This energy release allows biogas to be used as a fuel; it can be used for any heating purpose, such as cooking. It can also be used in a gas engine to convert the energy in the gas into electricity and heat.

Biogas can be compressed after removal of carbon dioxide, the same way as natural gas is compressed to CNG, and used to power motor vehicles. In the United kingdom, for example, biogas is estimated to have the potential to replace around 17% of vehicle fuel. It qualifies for renewable energy subsidies in some parts of the world. Biogas can be cleaned and upgraded to natural gas standards,



when it becomes bio-methane. Biogas is considered to be a renewable resource because its production-and-use cycle is continuous, and it generates no net carbon dioxides. As the organic material grows it is converted and used. It then regrows in a continually repeating cycle. From a carbon perspective, as much carbon dioxide is absorbed from the atmosphere in the growth of the primary bio-resource as is released, when the material is ultimately converted to energy.





How methane is collected

Production:-

Biogas is produced by microorganisms, such as methanogens and sulfate-reducing bacteria performing anaerobic respiration. ~~Biogas~~ Biogas can refer to gas produced naturally or industrially.

Natural:-

In soil, methane is produced in anaerobic environments by methanogens, but is mostly consumed in aerobic zones by methanotrophs. Methane emissions result when the balance favors methanogens. Wetland soils are the main natural source of methane. Other sources include oceans, forest soils, termites, and wild ruminants.

Industrial:-

The purpose of industrial biogas production is the collection of biomethane, usually for fuel. Industrial biogas is produced either:

- As landfill gas (LFG), which is produced by the breakdown of biodegradable waste inside a landfill due to chemically reactions and microbes, or
- As digested gas, produced inside an anaerobic digester.

Biogas plants:-

Biogas plant is the name often give to an anaerobic digester that treats farm wastes or energy crops. It can be produced using anaerobic digesters (air-tight tanks with different configurations). These plants can be fed with energy crops such as maize silage or biodegradable wastes. including sewage sludge and food waste. During the process, the micro-organism transform biomass waste into biogas (mainly methane and carbon dioxide) and digestate. Higher quantities of biogas can be produced when the waste water is co-digested with other residuals from the dairy industry, sugar industry, or brewery industry. For example, while mixing 90% of waster water from beer factory with 10% cow whey the production of biogas was increased by 2.5 times compared to the biogas produced by wastewater from the brewery only.

key process:-

There are two key processes: mesophillic and thermophillic digestion which is dependent on temperature. In experimental work at university of Alaska Fiarbanks, a 1000 litre digester using psychophiles harvested from "mud from a frozen lake in Alaska" has produced 200-300 l of methane per day, about 20%-30% of output from digesters in warmer climates.

Dangers:-

The air pollution produced by biogas is similar to that of natural gas as when methane (a major constituent of biogas) is ignited for its usage as a energy source. Carbon dioxide is made as a product which is a greenhouse gas (as described by the equation = $CH_4 + 2O2 \rightarrow CO2 + 2H2O$.) The contenent of toxic hydrogen sulfide presents additional risk, because methane is a potent greenhouse gas.

Biogas can be explosive when mixed in the ratio of one part biogas 8-20 parts air. Sepical safty precautions have to be taken for entering an empty biogas digester for marnterace work. It is important that that a biogas digester for mainterance work. It is important that a biogas system never has negative pressure this could cause an explosion. Negative gas pressure can occur if to much gas is vremoved or leaked: Because of this biogas should not be used at pressure below one column inch of water, measured by a pressure gauge.

Frequent smell checks must be performed on a biogas system. If biogas is smelled anywhere windows and doors should be opened immediately. If there is a fire the gas should be shut off at the gate valve of the biogas system.

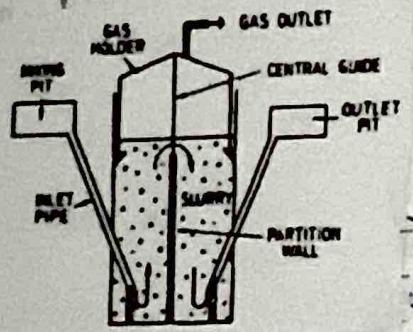

Lanfill gas:-

Landfill gas is produced by wet organic waste decomposing under anarobic conditions in a similar way to biogas.

The waste is covered and mechanically compressed by the weight of the material that is deposited above. This material prevents oxygen exposure thus allowing anaerobic microbes to thrive. Biogas builds up and is slowly released into the atmosphere if the site has not been engineered to capture the gas. Landfill gas released in an uncontrolled way can be hazadous since it can become explosive when it escapes from the landfill and mixes with oxygen. the lower explosive limit is 5% methane and the upper is 15% methane.

The methane in biogas is 28 times more potent a greenhouse gas than carbon dioxide Therefore, uncontained the landfills gas, which escapes into the atomosphere may singnificantly contribute to the effects of global warming. In addition, volatilite organic compounds (VOCs) in landfill gas contribute to the formation of Photochemical smog.

Technical:-

Biochemical oxygen demand (BOD) is a measure of the amount of oxygen required by aerobic micro-organisms to decompose the organic matter In a sample of material being used in the biodigester as well as the BOD for the liquid



discharge allows for the calculation of the daily energy output from a biodigester.

Another term related to biodigester is effluent dirtness. which tells how much organic material there is per unit of biogas source. Typical units for this measure are in mg BOD / litre. As an example, effluent dirtness can range between 800 and 1200 mg BOD / litre in Panama.

From 1kg of decommissioned kitchen biowaste 0.45 m^3 of biogas can be obtained. The price for collecting biological waste from two households is approximately 70 per ton.





Composition:

Typical composition of biogas

Compound	Formula	Percentage by volume
Methane	CH_4	50-75
Carbon dioxide	CO_2	25-50
Nitrogen	N_2	0-10
Hydrogen	H_2	0-1
Hydrogen sulfide	H_2S	0.1-0.5
oxygen	O_2	0-0.5

The composition of biogas varies depending upon the substance within the anaerobic reactor (temperature, PH, and substrate) Landfill gas typically has methane concentrations around 50% Advanced waste treatment technologies can be produce biogas with free liquids can be increased to 90% to 98% methane using in-situ gas purification techniques. As produced biogas contains water vapour. The fractional by volume of water vapor is function of biogas temperature; correction of measured gas volume for water vapour content and thermal expansion is easily done via simple mathematics, which yields the standardized volume of dry biogas.

For 1000 kg (wet weight) of input to a typical biodigester, total solids may be 30% of the wet weight while volatile suspended solids may be 90% of the total solids. Therein would be 20%

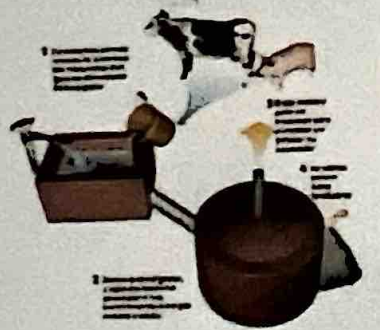

of the volatile solids, carbohydrates would be 70% of the volatile solids. and finally fats would be 10% of the volatile solids.

Contaminants:-

Sulfur compounds

Toxic and foul smelling Hydrogen sulfide (H_2S) is the most common contaminant in biogas, but other sulfur-containing compounds, such as thols may be precents. Left in the biogas stream, hydrogen sulfide is corrosive and when combusted yields sulfur dioxide (SO_2) and sulfuric acid (H_2SO_4). also corrosive and environmentally hazardous compounds.

Ammonia

Ammonia (NH_3) is produced from organic compound containing nitrogen, such as the amino acids in proteins. If not separated from the biogas, combustion results in nitrous oxide (NO_x) emissions.

Siloxanes

In some cases, biogas contains siloxanes. They are formed from the anaerobic decomposition of materials commonly found in soaps and detergents. During combustion of biogas containing siloxanes, silicon is released and can combine with free



oxygen or other elements in the combustion gas. deposits are formed containing mostly silica (SiO_2) or silicates (Si_xO_y) and can contain calcium, sulfur, iron, phosphorous. Such white mineral deposits accumulate to a surface thickness of several millimeters and must be removed by chemical or mechanical means.

Practical and cost-effective technologies to remove siloxanes and other biogas contaminants are available

Benefits of manure derived biogas:

High levels of methane are produced when manure is stored under anaerobic conditions. During storage and when manure has been applied to the land, nitrous oxide is also produced as a by product of the denitrification process. Nitrous oxide (N_2O) is 320 times more aggressive as a greenhouse gas than carbon dioxide and methane 25 times more than carbon dioxide.

By converting cow manure into methane biogas via anaerobic digestion, the millions of cattle in the United states would be able to produce 100 billion kilowatt hours of electricity, enough to power millions of homes across the UN states. In fact, one cow can produce enough manure in one day to generate 3 kilowatt hours of electricity only 2.6 kilowatt hours of electricity are needed to power a single 100-watt light bulb for one day. Furthermore, by converting cattle



manure into methane biogas instead of letting it decompose, global warming gases would be reduced, by 12 million metric tons or 4%.

Applications

Biogas can be used for electricity production on sewage works, in a CHP gas engine, where the waste heat from the engine is conventionally used for heating, water heating, and process heating. If compressed, it can replace compressed natural gas for use in vehicles, where it can fuel an internal combustion engine or fuel cells and is a much more effective displacer of carbon dioxide than the normal use in on-site CHP plants.

Biogas upgrading

Raw biogas produced from digestion is usually 60% methane and 39% CO_2 with trace elements of H_2S; inadequate for use in machinery. The corrosive nature of H_2S alone is enough to destroy the mechanisms.

Methane in biogas can be concentrated via a biogas upgrader to the same standards as fossil natural gas, which itself has to go through a cleaning process, and becomes biomethane. If the local gas network allows, the producer of the biogas may use their distribution networks. Gas must be very



clean to reach pipeline quality and must be of the correct composition for the distribution network to accept. Carbon dioxide, water, hydrogen sulfide and particulates must be removed if present.

There are most four main methods of upgrading: water washing, pressure swing absorption, selexal absorption, and amine gas treating. There are already several plants operating in Europe and USA. The most prevalent method is water washing where high pressure gas flows into a column where the carbon dioxide and other trace elements are scrubbed by cascading water running counter flow the gas. This arrangement could deliver 98% methane with manufacturers guaranteeing maximum 2% methane loss in the system. It takes roughly between 3% and 6% of the total energy output in gas to run a biogas upgrading system.

Biogas-gas-grid injection

Gas-grid injection is the injection of biogas into the methane grid (natural gas grid). Until the breakthrough of micro combined heat and power two-thirds of all the energy produced by biogas power plants was lost (as heat). Using the grid to transport the gas to consumers the energy can be used on-site generation, resulting in a reduction of losses in the transportation of



energy. Typical energy losses in natural gas transmission systems range from 1% to 2% in electricity transmission they range from 5% to 8%.

Before being injected in the gas grid, biogas passes a cleaning process, during which it is cleaning upgraded to natural gas quality. during the cleaning process trace components harmful to the gas grid and the final users are removed.



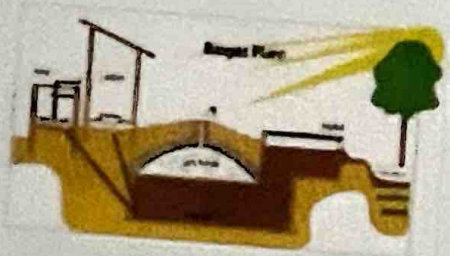

Biogas in transport

If concentrated and compressed, it can be used in vehicle transportation. compressed biogas is becoming widely used in Sweden, Switzerland and Germany. A biogas-powered train, named Biogastoget Amanda (The biogas train Amanda) has been in service in Sweden since 2005. Biogas powers automobiles. In 1974, a British documentary film titled Sweet as a Nut detailed the biogas production process from pig manure and showed how it fueled a custom adapted combustion engine. In 2007, an estimated 12,000 vehicles were being fueled with upgraded biogas worldwide, mostly in Europe.

Biogas is part of the wet gas and condensing gas (or air) category that includes mist or fog in the gas stream. This mist or fog is predominately water vapour that condenses on the sides of pipes or stacks throughout the gas flow. Biogas environments include wastewater digesters, landfills, and animal feeding operations (covered livestock lagoons).

Ultrasonic flow meters are one the few devices capable of measuring in a biogas atmosphere.



Biogas generated heat / electricity

Biogas can be used in different types of internal combustion engines, such as the Jenbacher or Caterpillar gas engines. other internal combustion engines such as gas turbines are suitable for the conversion of biogas into both electricity and heat. The digestate is the remaining inorganic matter that was not transformed into biogas. It can be used as an agricultural fertilizer.

Biogas can be used as the fuel in the system of producing biogas from agricultural waste and co-generating heat and electricity in a combined heat and power (CHP) plant. Unlike the other green energy such as wind and solar the biogas can be quickly accessed on demand. The global warming potential can also be greatly reduced when using biogas as the fuel instead of fossil fuel.

Topic - Rain water harvesting (Water Conservation)

Submitted by - Pallavi S. Bende

Page No.
Date :

Index

Sr. No.		Page No.
1)	Introduction	
2)	Application :-	
	→ Domestic use	
	→ Agriculture	
	→ Industry	
	→ Technologies	
3)	Rain water harvesting by rainwater flooded forest	
4)	Rain water harvesting by solar powerpannels	
5)	Other innovation	
6)	Advantages	
7)	Independent water supply	
8)	Supplemental in drought	
9)	Life cycle assessment	
10)	Cost - effectiveness	

Introduction :-

Rainwater harvesting (RWH) is the collection and storage of rain, rather than allowing it to run off. Rainwater is redirected to a tank, cisten, deep pit (well, shaft, or borehole), aquifer, or a reservior with percolation, so that it seeps down and restores the ground water. Dew and fog can also be collected with nets or other tool. Rainwater harvesting as the run off is collected from roofs, rather then creeks, drains, roads, or any other land surface. its use include watering garden, ~~life~~ livestocks, irrigation, domestic use with proper treatment and domestic heating. the harvested water con also be committed to longer-term-storage or groundwater recharge.

Rainwater harvesting is one of the simpliest and oldest methods of self-suply of water for households, and residential and household-scale project, usually Finnanced by the user. However, large system for schools, hospitals, and other facilities can run up costs only able to be finnaced owners, organizations, and governmental units.



Application:-

Domestic use

Rooftop rainwater harvesting is used to provide drinking water, domestic water, water for life stock, water for small irrigation, and a way to replenish groundwater levels.

Agriculture:

In regards to Urban agriculture, rainwater harvesting in urban areas reduces the impact of runoff and flooding. The combination of urban "green" rooftops with rainwater catchments have been found to reduce building temprature more than 1.1 degrees celcius. Rainwater harvesting in conjuction urban agriculture would be a viable way to help meet the unlimited nations ~~sub~~ sustanable development goals for cleaner and sustainable cities, health and wellbeings and food water security. The technology is available. however, it need to be remodelled in order to use water more effeciently especially in an urban setting.

Kenya has already been successfully harvesting rainwater for toilets, laundry and irrigation and aman in austraillia use for cooking and drinking studies done by cmuted al researching the feasibility in India found ~~ter~~ RWH was most beneficial

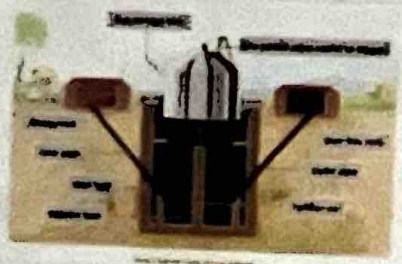

used for small-scales irrigation, which provides income with the scales of produce, and overflow used for groundwater recharge.

Missions to five caribbean countries have shown that the capture and storage of rainwater runoff for later use is able to significantly reduce the risk of loosing some or all of the year's harvesting because of soil erosion during high rainfall seasons would decrease. Small farmers, especially those farming on hillsides, could benefit the most from rainwater harvesting because they are able to capture runoff and decrease the effects of soil erosion.

Many countries, especially those with arid environments, use rainwater, use rainwater harvesting as a cheap and reliable source of clean water. To enhance irrigation in arid environments ridges of soil are constructed to trap and prevent rainwater from running down hill and slopes. Even in periods of low rainfall, enough water is collected for crop to grow. Water can be collected from roofs, drains and ponds can be constructed to hold large quantities of rain water so that even on days when little or no rainfall occurs, enough is available to irrigate crops.



Industry:-

Frankfurt Airport has the biggest rain water harvesting system in Germany. The system helps save approximately 1 million cubic meters of water per year. The cost of the system was 1.5 million dum (US$3,000) in 1999. This system collects water from the roofs of the new terminal which has an area of 26,200 square meters the water is collected in the basement of airport in six tanks with a storage capacity of 100 cubic meters. The water is mainly used for toilet flushing, watering plants and cleaning the air conditioning system.

Rainwater harvesting was adopted at the Velodrome - The London olympic park - in order to increase the sustainability of the facility. A 55% decrease in potable water demand by the park was estimated. Despite this, it was decided that rain water harvesting was a less efficient use of finacial resources to increases sutainability than the parks blackwater recycling program.





chnologies:-

Traditionally, stormwater management using detention basins served a single purpose. However, optimized real time control lets this infrastructure double as a source of rainwater harvesting without compromising the existing detention capacity. This has been used in the EPA headquarters to evacuate stored water prior to storm events, thus reducing wet weather flow while ensuring water availability for later reuse. The benefits of increasing water quality released and decreasing the volume of water released during combined sewer overflow events.

Generally, check dams are constructed across the streams to enhance the percolation of surface water into the subsoil strata. The water percolation in the water impounded area of the check dams can be enhanced artificially manifold by loosening the subsoil strata and overburden using ANFO explosives as used in open cast mining. Thus, local aquifers can be recharged quickly using the available surface water fully for use in the dry season.

System setup:

Rainwater harvesting systems can range in complexity, from systems that can be



installed with minimal skills, to a to more systems that acquire advanced setup and installation. The basic rainwater harvesting system is more of a plumbing job than a technical job. as all the outlets from the buildings terrace are connected through a pipe to an underground tank that stores water. There are common components that are installed in such system such as pre-filters, drains / gutters storage containers, depending on whether the system is pressurized, also pumps, and treatment devices such as UV lights chlorination devices and post-filteration equipment.

Systems are ideally sized to meet the water demand throughout the dry season since it must be big enough to support daily water consumption. so specifically, the rainfall capturing area such as building roof must be large enough to maintain an adequate flow of water. The water storage tank size should be large enough to contain the captured water. For low-tech systems many low-tech method are used to capture rainwater: roof systems, surface water capture, and pumping the rainwater that has already soaked into the ground or captured in reservoirs and storing it in tanks (cisterns).



Rainwater harvesting by rainwater Flooded forest

Rainwater harvesting is possible by growing freshwater - is flooded forest without loosing the income from the used, submerged land. The main purpose of the rainwater harvesting is to use the locally available rainwater to meet water requirements throughout the Years without the need of huge capital expenditure. This would facilitate the availability of uncontaminated water for domestic, industrial, and irrigation needs.

Rainwater harvesting by solar power panels

Good quality water resource, closer to populated areas, a is becoming so scare and costly for the consumers. In addition to solar and wind energy, rainwater is major renewable resource of any land. The vast area is being covered by solar PV panels every year in all parts of the world. Solar panels can also be used for harvesting most of the rainwater falling on them and drinking quality water, free from bacteria and suspended matter. can be generated by simple Filtration and disinfection process as rainwater is very low in salinity. Exploitation of rainwater for value added products like botteled drinking water, makes solar PV power



plants profitable even in high rainfall/cloudy areas by the augmented income value-added drinking water generation Recently cost-effective Rainwater collection in the already dug wells found to be highly effective in bringing groundwater level up in india.

Other innovations

Instead of using the roof for catchment the RainSaucer, which looks like an upside-down umbrella, collects rain straight from the sky. This decreases the potential for combination and makes Rain Saucer a potential application for the potable water in developing countries. Other applications of this free-standing rainwater collection approach are sustainable gardening and small-plot farming.

A dutch invention called the Groasis Waterboxx is also useful for growing tree with harvested and stored dew and rainwater.





Advantages :-

Rainwater harvesting provides the independent water supply during regional water supply restrictions, and in developed countries it is often used to supplement the main supply. It provides water when a drought occurs, can help mitigate flooding of low lying areas and reduces demand on wells which may enable groundwater levels to be sustained. It also helps in the availability of potable water, as rainwater is substantially free of salinity and other salts. Applications of rainwater harvesting in urban water system provides a substantial benefit for both water supply and wastewater subsystems by reducing the need for clean water in water distribution systems, less groundwater in sewer systems and a reducing in stormwater runoff polluting freshwater bodies.

A large body of work has focused on the development of lifecycle assessment and its costing methodologies to assess the level of environmental impacts and money that can be saved by implementing rainwater harvesting systems.



Independent water supply.

Rainwater harvesting provides an independent water supply during water restriction. In areas where clean water is costly, or difficult to come by, rain-water harvesting is a critical source of clean water. In developed countries, rain water is often harvested to be used as a supplemental source of water rather than main source, but the harvesting of rainwater can also decrease a household's water costs or overall usage fee is. Rainwater is safe to drink if the consumers do additional treatments before drinking. Boiling water helps to kill germs. Adding another supplement to the system such as first flush diverter is also a common procedure to avoid contaminants of the water.



Supplemental in drought

When drough occurs, rainwater harvested in past months can be used. If rain is scare but water unpredictable. the use of a rainwater harvesting system can be critical to capturing the rain when it does fall. Many countries with air environment, use rathunder harvesting as a cheap irrigation in arid environments, ridges of soil are constructed to trap and prevent rainwater from running downhills. Even in periods of low rainfall, enough water is collected for crops to grow. Water can be collected from roofs and tanks can be constructed to hold large quantities of rainwater.

In addition, rainwater harvesting decreases the demand for water from wells, enabling groundwater levels to be further sustained rather than depleted.



Life cycle assessment

Life cycle assessment is a methodology use to evaluate the environmental impacts of a system from cradle-to-grave of its lifetime. Dakota et al. developed such a methodology for rainwater harvesting, and found that the building design (eg. dimensions) play critical roles in the environmental performance of the system.

To address the functional parameters of rainwater harvesting systems, a new metric was developed - the demand to supply ratio (D/S) - identifying the ideal building design (supply) and function (demand) in regards to the environmental performance of rainwater harvesting for toilet flushing. With the idea that supply of rainwater not only saves the potable water but also saves the stormwater entering the combined sewer network (thereby requiring treatment) the savings in environmental emmisions were higher if the buildings are connected to a combined sewer network compared to separate one.



Cost-Effectiveness

Although standards RWH systems can provide a water source to developing religions facing poverty, the average cost for an RWH setup can be costly depending on the type of technology used. Governmental aid and NGOs can assist communities facing poverty by providing materials and education necessary to develop and maintain RWH setups.

Some studies show that rainwater harvesting is a widely applicable solution for water scarcity and other multiple usages owing to its costly-effectiveness and eco-friendliness. Constructing new substantial, centralized water supply systems such as dams is prone to damage local ecosystem generates external social costs, and has limited usages especially in developing countries or impoverished communities. On the other is verified by a number of studies to provide local communities a sustainable water source, accompanied by other various benefits including protection from flood and control of water runoff, even in poor regions. Rainwater harvesting systems that do not require major construction or periodic maintenance by a professional



from from outside the community are more friendly to the environment and more likely to benefit the local longer people for a longer period of time. Thus, rain water harvesting systems that could be installed and maintained by local people have bigger chances to be accepted and used by more people.

The usage of in-situ technology can reduce investment costs in rainwater harvesting. In-situ technologies for rainwater harvesting could be a feasible option for rural areas since less material is required to construct them. They can provide a reliable water source that can be utilized to expand agricultural outputs. Above ground tanks can collect water for domestic use; however, such units each can be unaffordable to people in poverty.

Name :- Anjali Vinod Katare.

Class :- B.ED 3rd SEM.

Subject :- Nai Talim Project- With '4' Activities & one Study Tour"

College :- Prajasattak B.ED College.

2021-2022

PAGE NO.

DATE / /

Index

Introduction

Brief Nai Talim

Gandhiji Philosophy of Nai Talim Education

Characteristics of Nai Talim.

Importance of Nai Talim.

Activities Number ① (Plantation).

Activities Number ② Best of Waste 4/11/2023

Activities Number ③ Baguetes/pots

Activities Number ④ Table mats.

Community engagement.





Page No. Date

Introduction :-

In 1937, Gandhiji introduced the concept of Nai Talim in India. It aimed to achieve Gram Swaraj (Liberation of village). In short, Gandhiji dreamed to make all village independence; and self reliant.

Mahatma Gandhi proposed his scheme of Basic Education (Nai Talim) in a well formulated approach to education in 1937 in his news paper 'Harijan'. In order to discuss different aspects of the scheme of education, an all India education conference was held in Wardha on 22nd and 23rd October 1937.

Nai Talim "is consider as education for life. It is a synonyms of basic education" which is a vital thought of Gandhiji on education. Its aim is to build a child Self-reliant by enabling them to use his acquired knowledge and skills in practical affairs of life. It is a child centred education.

The Principal idea is to impart the whole education of the body mind and soul through the handicraft that is taught to the children. Nai Talim, or Basic Education, is

a principle which states that knowledge and work are not separate.

Basic Education is known as Nai Taleem and Wardha Education plan. It emphasized making productive craft as the medium of education to develop children's minds, bodies, and soul to make them able to meet in the future.

The Phrase Nail Talim is a combination of two words - Nai Means 'New" & Talim - a Urdu words - means 'Education. In 1937 Gandhiji introduced the concept of Nai Talim in India. It aimed to achieve Gram Swaraj (Liberation of Villages). In short Gandhiji dreamed to make all Villages independent and self-reliant.

Nai Talim or basic education is a principle promoted by Mahatma Gandhi which states that knowledge & work are not seperated.

Page No. Date

Gandhi ji Nai Talim :-

Gandhian ideology is the set of religious and social ideas adopted and developed by Mahatma Gandhi, first during his period in South Africa from 1893 to 1914, and later in India.

Gandhain philosophy is not only simultaneously political, moral & religious, it is also traditional and modern, simple and complex. It embodies numerous Western influences to which Gandhiji was exposed, but it rooted in ancient Indian culture harnessing universal moral and & religious principles.

- The philosophy exists on several planes - The spiritual are religious, moral, political, economic, social individual and collective.

The spiritual or Religious Element, and God, are at its core.

- Human nature is regarded as fudamental virtuous.
- All individuals are believed to be capable of high moral development & of reform.

Gandhian ideology emphasises not on idealism

Page No. Date

Nai Talim a Success?

However, it could not sustain longer in India and was largely a failure due to lack of enough support & opposition at various level.

What are 3 types of education?

There are three main types of education, namely, Formal, Informal and Non-formal. Each of these types is discussed below.

Horace Mann is known as the father of Education

He was born in the year 1796 & passed away in the year 1859. Initially, he served as a lawyer & legislator. Later he was elected to the Secretary of the newly created Massachusetts board of Education in 1837. Then he enacted 'major educational reforms'.

Page No. Date

Nai Talim Methodology of Mahatma Gandhi:

Mahatma Gandhi has given this Scheme of Nai Talim (New Education) in a well formulated approach to education in 1937 in his news paper Harijan. It is well developed philosophy of education based on experiment he did right from 1904 when he was in South Africa to his stay in ashrams in India Sabarmati (Gujarat

It is an approach to the total personality development of body, mind & spirit and was based on four basic principles (Panse 2007):

1) Education or learning in mother tongue along with handicraft work.

2) Work should be linked with most useful vocational needs of the locality.

3) Learning should be linked with vocational work, &

4) Work should be socially useful & productive needed for living. This approach of work

Page No. Date

- Exploitation affects dignity of human beings; therefore concentration of power, social position or worldly goods in the hands of the few must be discouraged & addressed.

- Gandhiji's idea on caste system is not what the present day society practices. What he meant was division of labour & specialization of function according the individual nature and expertise.

- He contemplates no separate caste or classes which are hierarchally arranged.

- The economic & social structure to be built on decentralized agriculture and industry.

- Every conscious and honest worker is not merely worthy of his wage but also worthy of respect & dignity.

- Means can never be justified by ends. Means are as important to achieve the ends i.e., process of achieving the end in certain times is more important in politics and other places.

Page No. Date

Gandhiji Philosophy of Nai Talim Education :-

Gandhiji's philosophy is spiritual and non-materialistic.

The existing social order must facilitate & support the development of individual has the right and duty to revolt and cut new paths himself but it is in keeping in view of social ends & not merely individual ends.

- Individuals must work towards perfection in a spiritual society with the principles of love, non-violence, truth & justice.

- A social order based upon the above virtues removes all sorts of exploitation i.e. economic, social, political & even religious.

- A society / individual without the virtues of truth, justice & non-violence leads to exploitation of the individual of the society i.e economic & other forms of exploitation. Therefore, the political economic & social life must be built on non-violence, truth & justice.

Page No. Date

Trusteeship :- Trusteeship is a socio-economic philosophy that was propounded by Gandhiji. It provides a means by which the wealthy people would be the Trustee of Trusts that looked after the welfare of the people in general.

This principle reflects Gandhiji's spiritual development, which he owed partly to his deep involvement with & the Study of theosophical literature & the Bhagavad Gita. Swadeshi The word Swadeshi derives from Sanskrit and is a conjunction of two Sanskrit words. 'Swa' means self own country. Swadeshi

Swadeshi is the focus on acting within & from one's own community, both politically and economically.

It is the interdependence of community and self-sufficiency.

Gandhiji believed this would lead to independence (Swaraj), as British control of India was rooted in control of her indigenous industries Swadeshi was the key to the independence of India, & was represented by the charkha or the spinning wheel, the "Centre of the Solar System" of Mahatma Gandhi's constructive program.

Page No. Date

For Gandhiji, truth is the relative truth of truthfulness in word and deed, and the absolute truth - the ultimate reality. This ultimate truth is God (as God is also Truth) and moral laws and code - its basis.

Non violence far from meaning mere peacefulness or absence of overt violence, is understood by Mahatma Gandhi to describe love - the pole of opposite of violence.

Satyagraha :- Ghandhiji called this overall method of non violence action satyagraha. It means the exercise of the purest soul force against all injustice, oppression & exploitation.

It is method of securing rights by personal suffering and not inflicting injury on others.

The origin of satyagraha can be found in the upanishads, and in the teachings of Buddha, Mahavira and a number of other other great including Tolstoy and Ruskin.

but on practical idealism

Gandhian philosophy is a double-edged weapon. Its objective is to transform the individual and society simultaneously, in accordance with the principle of truth & non-violence

Gandhiji developed these ideologies from various inspirational sources viz Bhagvad Geeta, Jainism, Buddhism, Bible, Gopal-Krishna Gokhale, Tolstoy, John Ruskin among others.

Tolstoy's book The kingdom of God is within you had a deep influence on "Mahatma Gandhi"

Gandhiji paraphrased Ruskin's book 'Unto this last' as "sarvodaya" These ideas have been further developed by later "Gandhians", most notably, in India by, Vinoba Bhave and Jaya-prakash Narayan and outside of India by Martin Luther King Jr. and others.

Major Gandhian Ideologies :-

Truth and Non-Violence :- They are the twin cardinal principles of Gandhian thoughts.

centric education with technology accessible locally was the basic approach of Nai Talim. It is essential a mass education approach due to its centrality a mass education approach due to its centrality of socially useful work, & was expected to create National system of Education.

Main Principles of Basic Education:-

- This system of education is indigenous and not imported from other countries and therefore it is National - it is basic National Education.

- The course of this education is to run for seven years begining from the age of seven. It does not cover pre-School state & post basic state.

- Basic education must be imparted through the mother tongue.

- In its method i.e., Teaching learning practices - it must be woven around some sort of art or handicraft.

- The product of the craft must be economically paying.

Page No. Date

Characteristics of Nai Talim :-

Main Features of Basic Education

1) Primary education should be free and compulsory for every boys & girls in the age group of 7-14

2) Mother tongue should be the medium of instruction at all stages.

3) Education should be work centred or craft centred.

Education, like family, marriage, religion, law and politics is one of the most important institutions of society which play a pivotal role in maintaing and developing the social system.

Gandhi used to say: We will know what type of education to provide if we know what type of society we want.' Education is a vital sub-system

Gandhi used to say: 'We will know what type of education to provide if we know what type of society we want.' Education is a vital sub-system

Page No. Date

Mahatma Gandhi's ideal society of the first order is a completely rural society in a state of pure anarchy, in which there is a more or less complete absence not only of the state, government, parliament & political parties, but also of all complicated machinery, advanced science & technology, modern education, labour-capital and peasant-landlord conflict; and of such social evils as casterism, untouchability and communalism.

The horizontal organization of the society rests on oceanic circles of independence and interdependent villages, and the vertical organisation on varna or the four fold hereditary occupation division without any social, or for that matter, economic inequality involved.

Economic relations in this society are harmonized and equalized through the institution of Trusteeship. Gandhi's conception of ultimate value of non-violence, freedom and equality shall also be realized. The society that he visualized was named as Sarvodaya (equal and full development of all), or Poorna Swaraj (complete independence for all or Ram Raj (The Kindom of Heaven).

Page No. Date

His writings include hundred of pages of critiques of the evil and deficiences of British & other modern educational models. His contribution of education is unique in the sense that he made the first attempt the develop an indigenous scheme of education in British India. Although he never wrote a lengthy book, most of his important writing on education have been compiled and edited by Bharatan Kumarappa in two books, Basic Education (1951) and Towards New Education (1953)

Gandhi was a moral idealist His philosophy of education is a harmonious blending of Idealism, Naturalism & Pragmatism. Idelism is the base of Gandhi's philosophy into practice. If one asks about the purpose of education, the question could be answered appropriately in the words of Gandhi... Education ~~of~~ for life, education through life and education throughout life.

On various formulation, he presented the goal of education as character building that focuses on the development of courage strength, fearlessness, virtue, and the ability to engage in selfless work directed at moral & spiritual aims.

Page No. Date

However, most of his many experiment and reflections finally led to his Wardha Scheme of Education, formulated at the educational conference held on October 22-23, 1937 at Wardha. And this became known as the Nai Talim of New Education of Gandhi. The most emphasized part of New Education is Gandhi's Basic Education that focus on the eight years of elementary education.

New Education is an essential component of Gandhi's famous Constructive Programme that presents his positive moral & spiritual vision for an independent India. Indeed, Gandhi's Nai Talim killed three birds with one stone. First, the pupil would learn and then use his knowledge to pay for his education.

Secondly, the pupil would be employable as soon as he finished the first level of education, and he would not find himself unfit for employment like boys & girls of the present age. Thirdly, the pupil would acquire a meaningful education & knowledge, which would remain with him throughout his life & enrich his life in all respects.

Page No. Date

However the Basic Principles of Nai Talim are :-

- From seven to fourteen years of age, education of each child should be free, compulsory & universal. It is limited to primary and junior stages only. "The medium of instruction should be mother-tongue

- Mere literacy cannot be equated with education. Education should employ some craft as a medium of education so that the child gain economic self reliance for life.

- Education should develop human values in the child." Education should created useful, responsible & dynamic citizens. By education all the hidden power of child should develop according to the community of which he is an integral part.

- Education should achieve the harmonious development of child's body mind, heart & soul.

Page No. Date

All education should be imparted through some productive craft or industry and a useful correlation should be established b industry. The industry should be such that the child is able to achieve gainful work experience through practical work.

Education should be made self-supporting thorough productive work. Education should lead to economic independence & self-reliance for livelihood. Bapu's Nai Talim seem to be job-centred, value-based & mass oriented.

He firmly believed that separation of learning from labour results in social injustice. So besides learning of three R's: Reading, writing & arithmatic in school, Gandhi insisted on the development and profiency of three H's: Hand, Heart & Head.

Gandhi was not the first in the matter of Nai Talim model education, for many others before him had thought-along. Similar lines though they had not gone as far as him in experimenting with it.

Page No. Date

Importance of Nai Talim :-

Basic education is related to basic needs and interest of the education for the development of a child. The aim of Gandhiji's basic education was to educate the students on craft which would enable them to solve the problems of their livelihood and at the same time develop qualities of good citizenship.

The Principal ideas is to impart the whole education the whole education of the body, mind and soul through the handicraft that is taught to the children. Nai Talim or Basic Education ; is a principle which States that knowledge and work care not seperate.

Nai Talim or Basic Education, is a principle which states that knowledge and work care not seperated. Mahatma Gandhi promoted an educational curriculum with the same name based on this pedagogical principle.

It can be translated with the Phrase " Basic Education for all. However, the concept has several layers of meaning. It developed out of Gandhi's

Experience with the English educational system and with colonialism in general. In that system, he saw that Indian children would be established alienated and 'career-based thinking, would become dominant. In addition, it embodied a series of negative outcomes: the disdain for manual work, the development of a new elite class, and the increasing problem of industrialization and Urbanization.

The three Pillar of Gandhi's Pedagogy were its focus on the lifelong character of education, its social character and its form as a holistic process. For Gandhi, education is the 'moral development of the person' a process that is by definition lifelong.

Education : Gandhi's model of education was directed toward his alternative vision of the social order. "Gandhi's basic education was, therefore, an embodiment of his perception of an ideal society consisting of small, self-reliant communities with this ideal citizen being an industrious, self-respecting & generous individual living in a small-respecting &

generous individual living in a small co-operative community. Nai Talim also envisaged a different role for the new teacher, not simply as a professional constrained by curricula and abstract standards, but rather as a person relating directly to the student in the form of a dialogue.

A teacher who establishes rapport with the taught, becomes one with them, learns more from them than he teaches them, learn more from them than he teaches them. He who learns nothing from his disciples is, in my opinion, worthless. Whenever I talk with someone I learn from him. I take from him more than I give him. In this way, a true teacher regards himself as a students of his students. If you will teach your pupil with his to this attitude, you will benefit much from them. Basic education featured heavily in the 1997 ISCED document, but the term was not included in the glossary. Each country ISCED document, but the term was not included in the glossary Each country different way of teaching and leading up to 2011 ~~versi~~ revisions, a discussion paper was issued to seek clarification.



Plantation

Activities Number ①

Page No. Date

Plantation
Activities Number ①

Introduction :- According to the Nai Talim in B.Ed 3rd Sem we having some activities that learning by learning. we having some activities so from given activies we have to choosen four activities for each student. so the teacher are given some activies they are

- wearing Articles
- Tailoring Articles
- flower Bouquets / pots
- Making mask
- Toy making
- Jam, pickel, Sweets, snacks making
- Soap making, Sanitizer making
- Painting
- Sketching
- Pottery making
- Plantation
- Educational model
- Best out of waste
- Diwali lamp
- Hand weaving
- Gardening
- Yoga
- Conducting survey on local problems



Page No. Date

Educational & social importance of Activities :-

Planting trees holds a significant place in creating a sustainable and thriving environment within educational setting. By emphasizing trees plantation in school & colleges, we nurture a sense of environmental responsibility in students, fostering their understanding and appreciation for nature's importance.

Social Importance :- Trees greatly benefit the people living around them by having a positive impact on mental health and well being, reducing stress & encouraging outdoor exercise. This is in addition to the benefit they will receive from an improved environmental quality & improved amenity which comes with planted areas.

Importance in Education :-

Children that learn about the importance of planting Trees can develop a sense of social responsibility and contribute towards building a better society. Aside from the evident environmental



Page No. Date

from the above given topic my first activities was plantation. So our Respected College Brajasattak B.Ed college was organized Tree plantation in the respected college on Date 19 Dec 2023 This activities was compulsory for each and every student of B.Ed 3rd Sem Students Every students are participated in this activities every student was come with different types of plant. I was selected Marigold flower for the plantation.

Procedure of making :- The step of planting a plant is that firstly

1) Planning :- Right tree at right place. Known your property land what space you have

2) Dig a proper planting hole

3) Ensure root ball is 1-2" above soil

4) Loosen outside root from root ball.

5) Don't amend the soil



Page No. Date

6) Eliminate air packets.

7) Mulching

8) Water Properly Until Established

9) Fertilizing.

Plantation Method :- Plantation farming is the practise of clearing a large parcel of forest land and planting the desired crops in huge numbers on the cleared land. This type of farming helps in increasing the production of the desired produce and makes it easier its control the cultivation.

There are seven stages of plant growth.

1) Seed germination.
2) Seedling formation
3) Growth
4) Development
5) Differentiation

Page No. Date

advantages, planting trees can also bring about positive effect on the mental health of children.

Evaluation :- This study explores how the impact of large scale plantation and their associated can be evaluated. It take a value chain approach, looking at impact.

Large-scale monoculture and plot size. Large plots of land on which only one type of crop is grown are a unique feature of plantation agriculture compared to other types of farming.

Conculsion :- My conclusion is a my chance to have the last word on the subject The conclusion allows I have the final say on the issues I have raise in my activity to synthesize my thoughts, to demonstrate the importance of my ideas, and to prepare my reader to a new view of the subject.



Best of Waste

Activities Number (2).

Page No. Best of Waste Date

Activities Number (2).

Introduction about Activities :- According to the Nai Talim in B.ED 3rd Sem we having some activities that learning by learning we had some activities so from giving activities I had choosen Best- of Waste.

In this activities from the waste material we can used the waste material and created the new material so, I had selected waste saree and from the waste saree I was created the door mats.

Selected Material Required :- In this activities we had selected the material like waste saree and two Ratnest Knitting or knitting needles and some decorate material.

Procedure of Making :- Here are the following steps we used for door mat.



Page No. Date

1) Step 1 :- Cut Sarees into strips. This one is a closed lungi which is worn around the waist.

2) Step 2 :- Tie strips of cloth Take 3 strips in hand and tie them together at one end.

3) Step 3 :- Braid all three strips Together.

4) Step 4 :- Trim Ends.

5) Step 5 : Start Rolling the Mat

6) Step 6 : Finish Mat.

Educational & Social Importance :- In this activities we had seen that we can used the waste material for decorate our home, so if we are thrown the waste saree to anywhere don't do this you can recycled that saree to used in door mat, pillows cover, socks, scruits etc.

Page No.

Date

Evaluation :- From the above activities we can learned that from the waste we can recycled and created the best. The basic education system to be self-sufficient with we can learning a trade or occupational skill to earn a living.

Conculsion :- Our Conclusion is our chance to have the last word on the subject. The conclusion allows. I have the final say on the issues. I had raise my activity to synthesize my thought, to demonstrate the importance of my ideas, and to propel my reader to a new view of the subject.

Page No. Date

Activities Number 3.

Flower Bouquets / pots.

Imparance of given Activities :- According to the Nai Talim in B.Ed 3rd Sem we having some activities that learning by earning We having some activities so from given activities I had selected the flower Bouquets / pots.

Selected Material Required :- Colourfull craft paper, gum, thermocol balls, stick, paper (News paper) also we can use.

Procedure of making :- Here are the following important steps we need to take to make your own flower bouquet.

- Choosen flowers for your bouquet.
When choosing flowers for a bouquet, the color scheme is important.

- Prepare the necessary tools

Page No. Date

3) Trim the flower stalk with scissors

4) Arrange the flowers and tie them with string.

5) Add decorative trim.

Educational & Social Importance :-

Each flower carries its own meaning, from expressing love and admiration to conveying sorrow and regret. A carefully selected bouquet can be used to brighten someone's day or show them how much you care about them.

Evaluation :- From the above activities we can learned learning by learning.

Conclusion :- My conclusion is my chance to have the last word on the subject. The conclusion allows. I had the final say on the issues. I had raise my activity to synthesize my thought, my ideas & to propel to new view of the subject.



Table Mat.

Activities (4)

Page No Date

Activities Number (4)

Table Mats (Weaving Articles)

Introduction about Activites :- According to the New Talim in B.ED 3rd Semester having same activites. So I had selected Weaving articles i.e Table cloth. There are so many types of table cloth i.e cotton, polyester, linen table cloths and woolen table Mat.

Selected Material Required :- Knitting needles, woolen thread, take a green woolen thread, yellow woolen thread and knitting needles.

Procedure of Making :- Here are the following steps we used four table Mat.

Step 1 : Tie one end of yarn on the nail on one edge.

Use a colander or such containes to keep

Page No. Date

the yarn.

⇒ The gap between the nails are almost equal to 10 times thickness of the yarn.

⇒ Start from the 4th nail and wrap 4 circles of yarn around the opposite nails.

⇒ Make the three rows like this with same colour.

Education & Social Importance :-

From the above acitivites we can learn that learning by learning we can make the wooden ~~clo~~ Table mat and sales it in the shops the money we get from this money we can used it in our study. We can learn that how we can made the table mat.

Evaluation :- From the above activities we can learned that-

⇒ how we can use the wooden thread to make the table mat.

Page No. Date

Conculsion :- My conclusion is my chance to have the last word on the subject. The conclusion allows I had the final say on the issues. I had raise my activity to synthesize my thought, to demonstrate the importance of my ideas, and to propel my reader to a new view of the subject.



Community Engagement.

PAGE NO.

DATE / /

Community Engagement.



Deolapar

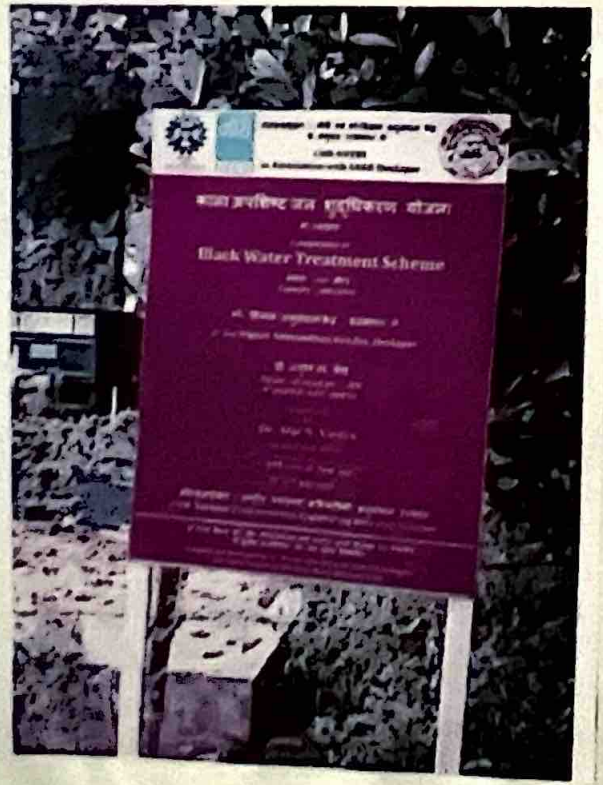

Page No. Date

Introduction :- Our Respected College " Prajasattak on 29/12/2023 B.Ed college conducting a community engagment or we can said study toor so. for study toor at Deolapar, Khindsi, Ramteke. In deolapar we were studied about Gouvigayan Anusadhan Centre Deolapar.

In deolapar we studied a lots of things which is releated to the cow. How cow's dung & urine is useful for us that we had got a knowledge cow is not only a milk production but her dungs & urine is useful in medicine and other useful product.

How to go :- Our respected college they had booked a bus about 30 to 35 students had gone with us.

Educational & Social Importance :-

Study toor is very important for all of us from study toor we get so many infor-



Gaumutra Distillation process.



Page No. Date

compost. In this they used so many earthworm for fertilization of plants. They created a horizontal row or vertical row for cow dung (dried dung) or in dried dung they put earthworm and earthworm helped for fertilization.

They used so many product like cough syrup, hair oil, fungal infection, any bacterial infection, shampoo, fertilization. For medicine they having seperated room others they used for medicine or in other rooms they making their different products.

In one room we had saw that the raw gomutra was heated we asked question in this room what is going they said that in this room gomutra distillation process going on.

So here we distilled gomutra and used in diffrent product.



Vermiculture Compost



Page No. Date

mation specially I got lot of information about Gouvigyan Anusadhan Here they collect all cows from Katal Khaane and shifted in deolapar also in deolapar they had having different sheds of cow I think about 4 to 5 sheds of cows having in first sheds they cows who were unfitted or their health was very bad. In second shed the cow who cure and In third shed cow whose health is very good and for different product they using only hump cows because hump cow was a jery or "desi cow" whose every things are very useful for all of us.

With help of cow's dung they used biogas and used in vermiculture compost.

They having about 3 tank of cow dungs in which fresh cow dung was stored and in other tank dry cow dung had stored and in third tank they seperated from water from cow dungs. In another room they using the process of vermiculture



Awards.

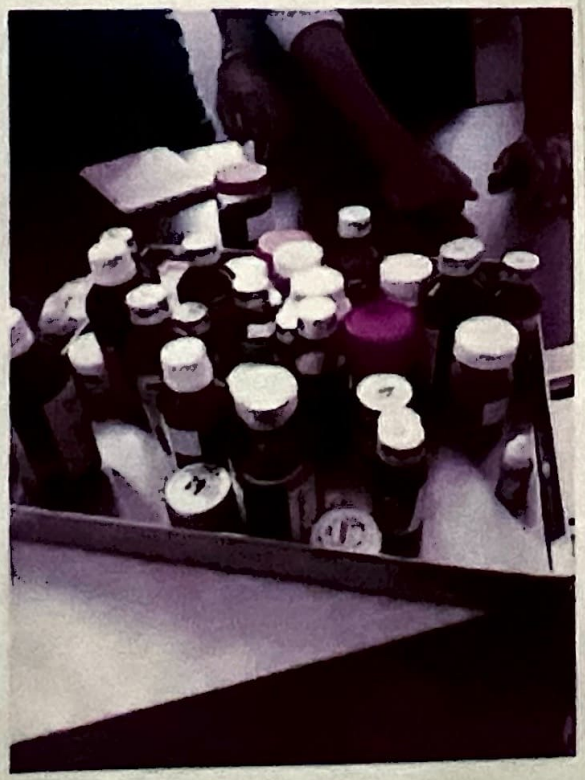

Medicines.

PAGE NO.

DATE : / /

Or we can said that- gomutra is used in medicinal treatement of innumerable therapeutic.

Gomutra is very useful for all of us because of gomutra the cancer treatment also ~~used~~. possible.

Or in other room we had saw the ghee the ghee is pure it was in yellowish because this ghee was pure. From cow dung they used for cooking also and cow dung ash used in farming they do showering of cow dung.

Conclusion :- From above information we can learn so many thing in this study tour. This tour was so memorable for all of us.

PRAJASATTAK B.ed.
COLLEGE

NAME :- SARIKA. A. RAHEJA

CLASS :- B.ed. IIIrd Semester

PROJECT :- NAI TALIM 4

COMMUNITY
ENGAGEMENT.

SESSION :- 2022-2024

www.youvaworld.com

Date : _____ Page : _____

Topic :

INDEX

INTRODUCTION

GANDHIJI'S NAI TALIM

CHARACTERISTICS OF NAI TALIM

IMPORANCE OF NAI TALIM

TOY MAKING [Tabel. chair]

DIYA

BEST OUT OF WASTE [Calender]

TAILERING [TORAN] ITEM.

CONCLUSION


NAI
TALIM

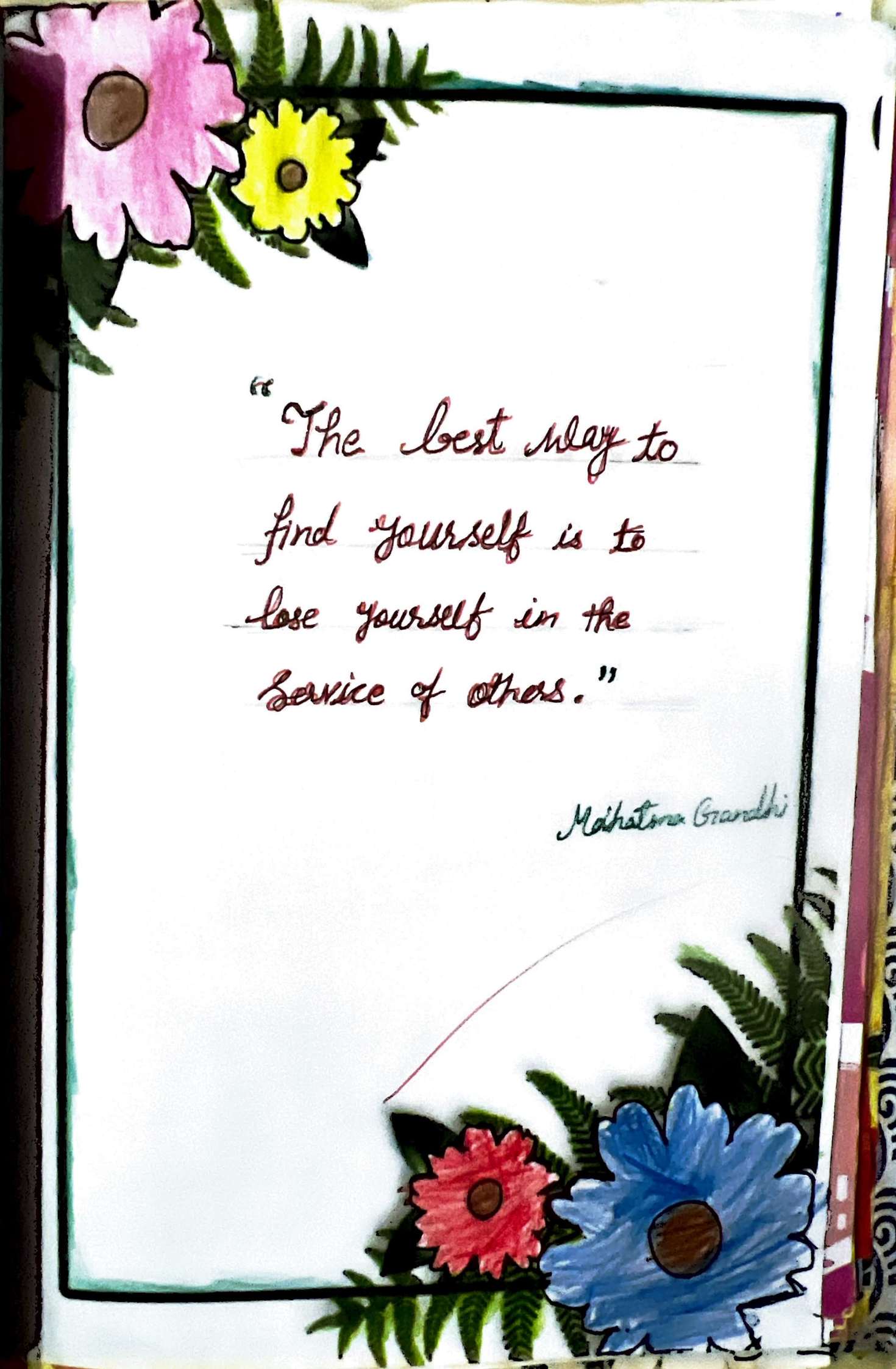
"The best way to
find yourself is to
lose yourself in the
service of others."
Mahatma Gandhi

www.youvaworld.com

Date

Topic

NAI TALIM

"Nonviolence is a Weapon OF THE STRONG"

INTRODUTION

Nai Talim, Or Basic education, is a principal which States that knowledge and work are not seperate. Mahatma Gandhi promoted an educational Curriculum with the same name based on this pedagogical.

→ The pharase Nai Talim is a combination of two words - Nai mean is 'New' and talim is a Urdu words - means "Education" in 1937.

Gandhiji Nai Talim is Community Participation in education helps to Identity Issue and problem in School education. School is a part of Community and community Support School to give quality education to every Student to the development at the society.

www.youvaworld.com

Date : Page : 2

Topic :

Gandhiji Introduced the Concepts of Nai-Talim In India, Nai Talim is a principal prompted by Mahamta Gandhi which State that knowledge and work not seprate.

It is a holistic approach of developing body, mind and soul by making a productive art, craft, or community enagement activity as the centre of learning.

The principal idea is to Impart the whole education of the body, mind and Soul through the handicraft that is taught to the children.

Mahatma Gandhi

www.yourwayworld.com

CHARACTERISTIES OF TALIM

MAIN FEATURES OF BASIC EDUCATION

* Primary education should be free and compulsory for all the boys and girls in the age group of 7 to -14

* Mother tongue should be the medium of Instruction at all stage

* Education should be work-Centred or Craft-Centred.

In the Complex from learning can be described as process of acquisition retention and maditation of experience.

www.yourdictionary.com

Date : Page 4

Topic :

IMPORTANCE OF NAI TALIM

Nai Talim is a principal which States that knowledge and work are not seprate.

Nai Talim Indicates Social and Moral values in the mind of Student Discipline make a person Self-Confident Self-Centred which is helpful in deep Contemplation.

For Gandhiji education is Moral development of a person.

Nai talim is related to basic Needs and Interest of education for the development of child educate the Students on Craft which would enable them Solve the problem of their livelihood and at the Same time develop qualities of good citizenship.










COPY & COLOUR
6



Topic :

Page : 5
Date :

"INTRODUCTION ABOUT ACTIVITIES SELECTED"

Diya, a traditional oil lamp, holds, culture and religious significance in various scientist Societies. Its origins trace back to anicient civilizations, symbolizing the trimph of light over darkness and knowledge of Ignorance.

This report explores Procedure of making diya, symbolic aspects and Social Importance of diya, Shedding light on its diverse roles in ceremonies, festivals, and daily life across different culture.

Sign: .....

colurs GOLD Flowers



Page 5

MATERIAL REQUIRED

1: Two diya :- The foundation on which the Crafted design will be applied.

2: Blue Colour clay required for making It more creative

3: light Blue & Silver colour foam sheet used for decorative detailing and embellishments.

4: green Craft papes : to foam sheet on It.

5: Beads : Adds a touch of elegance & texture to the diya design.

6: Glue.

7: Blue Paint



PROCEDURE :-

PREPARING THE BASE :-

Take two diyas, and applied Blue Colour on them, Green Colour on the diya. And then Stick the base of both Diya's.

DECORATIVE ELEMENT :

1). Take a blue Colour Clay and make It in the form of Peacock face and place It on Diya.

2). Cut the Blue & Silver Colour Foam sheet in the ~~Form~~ Form of leafs blue leaf Should be bigger then Silver leafs.

3). Then paste the cutted leafs on the green Craft paper. So that It look like feather of the peacock.

* Beads Embellishments :

1) Paste the golden beads on the leaves

2) And Again paste golden & Silver Beads on the diya the way You want.

* Final touches :-

1). Paint the clay in the form So that look like Peacock applied red Colour for beak, Black Colour make eyes.

EDUCATIONAL and SOCIAL IMPORTANCE OF ACTIVITIES.

Activities based learning help to develop Social Skills in children and also fasters learn Spirit in them.

It helps to enchance to them the knowledge of children at ground level, It Support them to acquired knowledge outside ~~their~~ their educational environment and know reality.

Support overall Development at children.

There are several benefits to being socially active Including:-

- Improved Social Skills,
- Improved academic performance
- positive attitude
- Enhanced Self-Esteem
- Connection to peers, grops, and your Community.

www.yourdomain.com

Date

Topic

"EVALUATION"

The main Type of evaluation are process Impact, Outcome, and Summative evaluation. Befor you are able to measure the effectiveness of your project is being run as Inteded and In It reching the Intended audience.

Project Evaluation a Systematic and objective assessment of an agoing or Completed project.

Evaluation design is "Concerned with the detailed planning of the evaluation."

Topic :

Page 10
Date

CONCLUSION

A conclusion is the final piece of writing in research paper. article the entire work I would like share my Experience on this project It was wonderful and learning experience for me while working on this project, I learnt many new things about the Diya Decoration.

This project Increased my research thinking skill and Interest in this Subject.

"Thank to my principal for giving me such project. I enjoyed making this projects."

Sign

colurs GOLD Flowers

TORAN

www.youvaworld.com

Date _____ Page 11

Topic _____

"INTRODUCTION"

Toran, a traditional Indian door Hanging, Has Cultural Significance and is widely used during festivals and special occasions. Its vibrant and decorative nature adds a festive touch to homes, symbolizing positive and auspiciousness.

MATERIAL REQUIRED

To craft a Toran, You'll need:

* Base Material:- Bengals, Wool, thread, [pink, green].
* Decorative Elements:- Mirrors, Gotta lace, beads
* Supporting Tools :- Scissors, glue, thread for hanging.



Date _____ Page 12

Topic _____

PROCEDURE OF MAKING

1. Take 3 a Bangle and Cover it with thread.
2. Cover two Bangle with lace, Such it make a Cross pattern
3. Paste the mirror in the Cross pattern of the Bengal.
4. Decorative the third Bangle with the beads & the wool Cutting in pattern.
5. Joined them these are 3 Bangle and By using thread.
6. Place the thread on the, of the thread By using, Toran for Hanging.

Topic :

Page 13
Date

EDUCATIONAL AND SOCIAL IMPORTANCE

- **Cultural Heritage :-** Toran - making preserve and passess down cultural traditions, fostering and a sense of Identity.

- **Artistic Expression :-** Crafting torans encourage creativity and artistic skills among Individuals.

- **Community Bonding :-** Workshops or Collaborative toran making sessions promote Social Interaction and Community Spirit.

Sign:

colurs GOLD Flowers

"Evaluation,

Assessment can consider creativity, craftsmanship, and adherence to traditional designs. Workshops can be organised to share technique and evaluate participants' toran based on cultured authenticity and aesthetic appeal.

"CONCLUSION"

In Conclusion, Toran not only serve as decorative elements but also play a vital role in preserving cultural heritage and promoting social engagement. Their creation involves a blend of artistic expression, trading and community involvement. making toran - making a meaningful and enjoy-able activity with broades societal significance.



INTRODUCTION

Creating a tabele and chair from matchsticks is a unique and creative craft, showcasing Innovation and resourcefulness. This report explores the process of making a matchsticks table and chair, Highlighting Its materials, educational aspects and Social relevance.

MATERIAL REQURIED

* "Matchstiks," Main Structural Component
* Onlue :- Adhesive to Connect matchsticks Seurely
* Using Some Papes : Scissor for helping for cutting paper.



Page 17

Date

Topic :

"PROCEDURE OF MAKING"

1. Plan the table and chair dimensions.
2. Use matchsticks to construct the basic frame. Connecting them with glue.
3. Attach matchsticks horizontally to form the seat and table surface.
4. Apply glue at joints for added stability.
5. Affix the structure to a cardboard or wooden base for support with use some paper.

Sign.

"EDUCATIONAL AND SOCIAL IMPORTANCE"

STEM LEARNING :- Crafting a matchstick table and chair Involves geomtry, engineering and Problem Solving Skills,

Resourcefulness :- Encourages creative thinking and use of Unconventional materials.

TeamWORK :- Collaborative Projects promote Social Interaction and teamwork, especially in educational Settings.

"Evaluation"

Assessment Could Consider Structural Stability, Creativity in design, and adherence to Safety meansure. Educational environments Can organize Competitions or exhibition to ShowCase and evaluate matchstick furniture Project.

"CONCLUSION"

IN Conclusion, Crafting a table and chair from matchsticks not only demo-Strates creativity but also serves as an educational tool, fostering skill in design, engineering, and teamwork. while offering a unique and resourceful approach to furniture creation, this craft has the potential to be a socially engaging and educational activity.


JAN

"INTRODUCTION"

Calendar making from cardboard is a creative and engaging DAY project that combine artistic expression with practical utility. This activity allows Individuals to craft personalized Calendars, promoting a sense of ownership and creativity.

"MATERIAL REQUIRED"

- Cardboard sheets
- Rules
- Pencil
- Markers or colored pencil, pens.
- Scissors
- Glue
- Calender template or stencil
- Decorative items.

www.youvaworld.com
Date : Page :
Topic :



"PROCEDURE"

- Being by cutting the cardboard into the desired size for the calender.
- Use a ruler and pencil to mark the grid for each month. Ensure equal spacing and neat division.
- Apply calender template or stencil to outline the days and months.
- Add numbers, months name and any additional decorative elements using markers and coloured pens.
- Customize each month with Black Colours or themes to enchance visual appeal.
- Give use any decorative Items on to the Calender for a personalized Touch.
- Let the Calender dry throughly before use.

www.youvaworld.com

Date _____ Page 22

Topic

"EDUCATIONAL AND SOCIAL IMPORTANCE"

Educational :- Calenders making enchance fine motor skills, spatial awarness, and creativity making it an Ideal activity for children. It also teaches them about time management and organization.

Social :- Creating calenders fosters a sense of community and collaboration, especially in group settings. Participants can share ideas, materials and celebrates their finished products together.

Evaluation

Assess the calenders based on creativity, neatness and adherence to the given instructions. Consider the incorporation of colours, designs and the overall presentation. Encourage self-evaluation and reflection on the creative process.

CONCLUSION

Calender making from the Cardboard is not just a fun DIY project; It's an opportunity to blend creativity with functionality. Beyond the tangible result, participating gain valuable skills and Insight into organization and time management.

This activity holds educational and Social significance, making It an enjoyable and enriching endeavor for Individual of all ages.

www.youvaworld.com

Date : _____ Page : _____

Topic :

INDEX

No.	TITLE	PAGE	Teacher's Sign.
1.	A brief of educational tourism		
1.	Preface		
2.	Objective of edu Tour		
3.	Importance of edu Tour		
5.	Details of edu Tour.		

STUDY TOUR





www.yoursworld.com

Date _____ Page 1

Topic _____

EDUCATIONAL TOUR

- Day of educational Tourism FRIDAY
- Date of 29 DECEMBER 2023
- Selected destination RAMTEK, KHINDSI, ------
- Starting 10:30 Am [गो विज्ञान अनुसंधान केन्द्र देवलापार]
- Starting points :- PRAJASATTAK B.Ed COLLEGE NAGPUR
- Mode of educational tourism: BUS
- Number of Students -------
- Teacher Involved in educational Tourism
- Name :- Sheetal Mehram Maam
  - Nilu Jathane Maam
  - Chimankar Sir



Date

Page 2

Topic

PREFACE

— Tourism is an Important part of Study. At present educational tour has Special IMP IN the field of education. Students are able to enchance their knowledge by visiting any historicals and cultural place.

— In the present Times educational tours are the only useful means of Imparting direct knowledge to the hands.

— The usefulness any educational tour depends on proper Implementation. In this way the place of education tour become even more Important in - education of every Study / subject become It is Integrated Study of Science and Subject.

— Throught this the Monotonous environment of education ends and Student get Interested.



Topic: Date: Page: 3

PURPOSE OF EDUCATIONAL TRIP

A) To develop the condition of Understanding and monitoring responsibility in the Student

B) Educational tour to have knowledge about Various Social, Cultural Importance and events.

C) To develop Interest in Various Subject in hands.

D) To relate theoretical knowledge to practical knowledge

E) To develop the State of Self-observation and Observation among the Student.

F) Educational tours are are powerful, positive learning tools that helps to enchance the Social personal and emotional development of all the learners.



Page
Date

Topic

IMPORTANCE OF EDUCATIONAL TOUR

There are so many educational benefit of travel that they cannot all be easily described the famous English writer become say that "Travel is a part of Education for the young while older people get experience from it.

Some major points of Imp-in-educational tour are describe below:-

1. Increase in knowledge:-

Increase our knowledge with the help of Travelling history appears real to us and the entire geography becomes real. due to this the principal of economics are tested and new challenges emerge. By visiting place of historical Importance. the blurred images in books become illumated and become true.

Sign

COLORS GOLD Flowers



Topic ..... Date ..... Page 5

B) Attainment of Practical knowledge of the World :-

Travelling provides a golden opportunity to gain practicle knowledge of the world the famous poet chepp has rightly said "The true study of human -ity can be achieved only through the study of human beings while travelling we come in Content Contact with the different type of people.

C) Fessential for health :-

Tsravelling is also very Important for the healthy development of brain. "Rabindernath Tagore says that the health of the mind Can't Improved by Study Strought School Class rooms. Surrounded by prison wall of Selected Books.

d Prespective broadens :-

Tradvelling broadens Our prespective the approach. expands. This brings generosity in Our thoughts and outlook through this. Sympathy for humanity is awakened in our minds by getting diverse expesience we learn





Topic Date Page 6

to look at events and things from a new direction.

This develops our rights prespective to words value.

E) Advancement of trade and Commerce :-

Through travelling we also get practicle Information about trade and person contact leads to the intitation of new business. thus Sharman gives a big boost to business.





Date _____ Page 7

Topic _____

DETAILS of EDUCATIONAL TOUR

G.V.A.K

Our trip start from "Go Vigyan Anusandhan Kendra" Deolapar is a non-government organization dedicated to propagation of comprehensive usefulness of cows.

Few usefull cow product namely milk, Curd, ghee, urine and dung.

Hence the name Go Vigyan Anusandhan Kendra reestablish the multidimensional usefulness of cows and its product.

Go vigyan in all possible walks of life especially agriculture and healthcare.

Cow based agriculture and Cow-product based health care are two local areas in which G.V.A.K mainly works in comprehensive manner.

Go Vigyan Anusandhan kendra is devoted to Research and development on the role of cows and their product.



Date Page 8

Topic

RAMTEK

During this Journey of the bus all Students and teachers entered the Ramtek. Their is Temple of "Rama" more famous and big Temple in Maharashtra. While having fun and seeing the scene there every one heart was filled with joy.

Ramtek hosts a historic temple of Lord 'Rama'. It is belived that Ramtek was the place where 'Rama' the Hindu God rested while he was in exile. Hence it is named Ramtek.

According to Hindu History the ashram of the Hindu Saga Agastya was situated close to 'Ramtek'.





KHINDSI LAKE

Khindsi Lake is a lake near the city of Ramtek the Nagpur district of India. Khindsi lake the picturesque and large lake surrounded by verdant forest on all sides is located about 3.5 kms from Ramtek and 53 kms from Nagpur.

It has been the favourite tourist destination of Vidarbhites for several years.

Boating watersports and resorts is operated there

To experience the scenery and culture and historical scenario in oneself because through this medium one gets to know the research background and personality of the subject.

Thus during one day educational tour/Study tour we were given direction and guidance by our teacher

"For which we will always be greatful."

Topic :

Page :
Date :

"We Shall either free India or die in the attempt"

Sign :

colurs GOLD Flowers